

E-Plex Electronic Lock Price Book

USA Price List

PL73 | Effective April 2022



General information

Terms and conditions of sale

Acceptance. The following Terms and Conditions of sale are applicable to all Quotations, Contract, Purchase Orders, Order Acknowledgement Forms, and sales of Seller's services and products, and are the only applicable terms and conditions thereto, except for terms establishing prices, quantities, delivery schedules, terms of payment, invoicing, shipping instructions, and the identification of the products associated with each transaction. If any conflict exists between the Terms and Conditions and a Quotation, Purchase Order, Order Acknowledgment form, or sale, these Terms and Conditions shall prevail BY REQUESTING A QUOTATION OF ORDERING ANY PRODUCTS OR SERVICES FROM SELLER, BUYER AGREES TO ALL THE FOLLOWING TERMS AND CONDITIONS. If a written contract signed by both parties is in existence covering the sale of the goods and services, the terms and conditions of the contract shall control to the extent they are inconsistent with these Terms and Conditions.

1. Order Procedure. Buyer may or may not request the preparation of a Quotation prior to ordering any products or services from Seller. Buyer then shall place a Purchase Order with Seller. By placing a Purchase Order, Buyer makes an offer to purchase products or services from Seller pursuant to these Terms and Conditions. Seller, in its discretion, may accept or reject the Purchase Order. If Seller accepts the Purchase Order, Seller shall issue an Order Acknowledgement Form confirming Buyer's order. No Purchase Order is binding on Seller unless accepted by Seller as provided in these Terms and Conditions.

2. Quotations. All Quotations by Seller are subject to change or withdrawal without prior notice to Buyer unless otherwise specifically stated in the Quotation. Quotation prices are valid on Purchase Orders placed within 90 days of the quote being issued, unless otherwise specifically stated in the quotation. If no order is placed within the stated time frame, prices may be adjusted to reflect the then-current published prices, surcharges, escalators, or other pricing adjustment due to, among other things, costs of materials, labor, transportation, taxes, duties, and other cost increases to Seller. All resulting Purchase Orders become effective only if and when approved and accepted in writing by Seller by the issuance of its Order Acknowledgement Form. Seller reserves the right to discontinue manufacture of any products or change products materials, design, or specifications without notice.

Quotation prices are valid on Purchase Orders placed within 90 days of the quote being issued, unless otherwise specifically stated in this quotation. If no order is placed within the stated time frame, prices may be adjusted to reflect the then-current published prices, surcharges, escalators, or other pricing adjustment due to, among other things, costs of materials, labor, transportation, taxes, duties, and other cost increases to Seller. All resulting Purchase Orders become effective only if and when approved and accepted in writing by Seller by the issuance of its Order Acknowledgement Form. All Quotations and resulting orders are subject to Seller's Terms and Conditions set forth in the price book.

3. Site Requirements.

a. The Quotation is contingent upon all work being performed during normal business hours unless otherwise negotiated and a mutually agreeable schedule. The Quotation is calculated on one continuous installation engagement based on acceptable site conditions where other dependent scopes have completed preparation for proposed materials (i.e. electrical work, floor work, adjacent construction). When Buyer has given authorization for work to begin, no other scopes may impede Seller's ability to complete installation in agreed upon area. Seller reserves the right to invoice for costs that are incurred due to unacceptable

site conditions or delays by others resulting in additional installation visits.

b. Signed acceptance by Buyer of shop drawings and/or submittals shall be interpreted as acceptance that proposed scope is the correct interpretation of construction documents. Any field verification and/or work required by others as detailed in the submittal will be provided and coordinated by Buyer. Work shall not begin nor shall orders be placed for any projects until all shop drawings and submittals have been approved in writing by Buyer.

4. Warranty. For a period of twelve (12) months from the date of delivery, Seller warrants only that all products sold pursuant to a Quotation or Purchase Order will conform to the description in this Price Book and will be free from defects in workmanship and materials. Extended warranties are available for an additional cost. Seller is not responsible for defects or damages caused by wear and tear, consumable materials, vandalism, fires, storms, floods, acts of God, misuse, abuse or alteration by any company other than Seller. Seller further warrants that Buyer will receive good and valid title to the products. Any claim on account of nonconforming or defective products or for any other cause whatsoever shall conclusively be deemed waived by Buyer unless written notice thereof is given to Seller promptly after discovery but no later than sixty (60) days from date of shipment. Seller shall have the right either to replace or repair any nonconforming or defective products, to refund the purchase price upon return of the products, or to grant a reasonable allowance on account of such nonconformance or defect Seller's liability and Buyer's exclusive remedy for nonconforming or defective products shall be limited solely to replacement, repair, refund, or allowance as Seller may elect. Seller shall be given reasonable opportunity to investigate all claims and no materials shall be returned to Seller until after inspection and approval by Seller and receipt by Buyer of written shipping instructions from Seller. Buyer acknowledges and agrees that the remedies set forth in this paragraph are Buyer's exclusive remedies for the delivery of nonconforming or defective products.

Additional Warranties

- a) No credit will be provided for any work completed by others during warranty term.
- b) Warranty work will be performed during normal business hours with our standard response times. Any warranty work taking place beyond normal business hours or with expedited response time may be billable.
- c) Products repaired or replaced under the warranty are warranted only through the remainder of the original warranty period.

Disclaimer of Further Warranties. Except as set forth above, there is no warranty, representation, or condition of any kind, express or implied (including no warranty of merchantability or fitness of the products for any use contemplated by Buyer) concerning Seller's products or services and none shall be implied by law. 5. Limitation of Liability and Remedies. Seller shall not be liable, and Buyer waives all claims against Seller for any incidental, consequential, or special damages, including without limitation, lost revenues and profits even if Seller has been advised of the possibility of such damages. Buyer's exclusive remedy for any cause of action under these Terms and Conditions is a claim for damages and in no event will damages or any other recovery of any kind against Seller exceed the purchase price of the specific products or services as to which the claim is made. Seller will not be liable to Buyer for any loss, damage, or injury to persons or property resulting from the handling, storage, transportation, resale, or use of

General information

Terms and conditions of sale

the products in manufacturing processes, or in combination with other substances, or otherwise.

6. Intellectual Property Indemnification. (a) Seller agrees to defend, indemnify and hold Buyer harmless against any claims, costs, damages, liability and expenses resulting from actual or alleged patent, trademark, or copyright infringement, misappropriation of confidential information, or violation of any other intellectual property right, domestic or foreign, in the selling or use of any part or product that is owned by Seller and that pertains to the subject matter of a Quotation, Purchase Order, or sale of products or services (provided that the product is not modified in anyway by Buyer or any other party, and that the product is used in the manner intended by Seller). If a suit or claim results in any injunction or any other order that would prevent Seller from supplying any product falling under a Quotation, Purchase Order, or sale, or if the result of such a suit or claim would, in the reasonable opinion of Seller, otherwise cause Seller to be unable to supply such products, Seller shall have the right, at its option, if it so chooses, to do one or more of the following: (i) secure an appropriate license to permit Seller to continue supplying the products to Buyer; (ii) modify the relevant product so that it becomes non-infringing, provided that any modification does not cause any material change to the operation or performance of the product; or (iii) replace the relevant product with a non-infringing but practically equivalent product. (b) Buyer agrees to defend, indemnify, and hold Seller harmless against any claims, costs, damages, liability and expenses resulting from actual or alleged patent, trademark, or copyright infringement, misappropriation of confidential information, or violation of any other intellectual property right, domestic or foreign, in the making, using or selling of any product or using any process that is owned by Buyer or is designed or specified by Buyer and that pertains to the subject matter of a Quotation, Purchase Order, or sale.

7. Ownership of Inventions. All drawings, know-how, designs, confidential information, and the like disclosed to Buyer by Seller and all rights therein will remain the property of Seller. Buyer shall have no claim to, ownership interest in, no license to, or no rights to any information provided or communicated by Seller.

8. Lead Times. If applicable, lead times are based on standard requirements by factory to provide materials proposed. Ship dates will be provided as estimate only once order is placed with the factory. Adequate packaging will be provided for any normal shipping circumstance such that materials will be protected and labeled as required. Special packaging may be provided for an additional expense. Shipping will be cost effective unless expedited fees are accepted by Buyer. If materials are to be provided to job site or Buyer location, dormakaba will make an informed decision as to the best instruction to provide the shipping company. If materials are not required to have direct delivery, materials will be brought to branch for pickup by Buyer. All freight terms shall be FOB. Any claims for damage in transit or lost freight, receiving, and inspection of materials is the responsibility of Buyer. It is a requirement of Buyer to inspect and review all materials prior to accepting shipment.

9. Title/Risk of Loss. All products shall be shipped FOB Seller's manufacturing facility to Buyer's designated delivery location. Unless otherwise agreed by the parties, Seller shall select the method of and carrier for the products. Seller reserves the right to ship items in a single or in multiple shipments. Title and risk of loss to products ordered passes to Buyer upon delivery of the products to the freight carrier. Unless mutually agreed upon in writing, shipping dates are approximate and are based upon prompt receipt of all necessary information.

10. Prices. Quoted price is valid for 90 days. Seller reserve the right to revise quotations after the 90 days. All accepted Purchase Orders are subject to Seller's price in effect at time of shipment. Buyer shall be responsible for any increase in freight

rates or transportation charges occurring after Seller prepared the Order Acknowledgment Form. on the Order Acknowledgment Form. Buyer shall pay to Seller in addition to the purchase price the amount of all fees, duties, licenses, and all sales, use, privilege, occupation, excise, or other taxes, federal, state, local, or foreign which Seller is required to pay or collect in connection with products or services sold to Buyer.

11. Payments. Unless otherwise agreed in writing between the parties, all Seller's invoices are payable within thirty (30) days of their date. Time is of the essence. Interest on past due amounts will be assessed at the rate of 1.5% per month (18% per annum), or the maximum allowable by law.

Seller reserves the right to full payment upon completion of work unless credit is pre-established. For any work requiring materials purchase or scheduling, a 50% deposit is due at time of proposal acceptance. Twenty percent (20%) of the Quotation, Purchase Order value may be billed after job award. Joint check agreements may be requested at the discretion of Seller. If payment is outstanding for any one account, work may be stopped and outstanding orders cancelled until account is restored. Should Seller require the use of collection, attorney's fees, or fees for insufficient funds, Buyer agrees that these funds will be repaid to Seller. Seller retains the right to file a lien against all or part of the property being improved. Seller reserves the right to add a 2.5% charge if invoice becomes delinquent beyond terms.

12. Cancellation. In the event a Buyer's Purchase Order and the issuance of an Order Acceptance Form is cancelled, it will be subject to standard 20% restocking fees, cancellation fees, engineering fees, materials & freight costs incurred, and administrative fees. Standard cancellation is 20% of order as long as no materials have been ordered. Should Buyer release material orders, Buyer will be liable for that portion of the job and 20% of the remaining amount of work unperformed/unordered.

13. Storage. If applicable, Seller reserves the right to implement a storage fee if delivery is delayed after agreed upon date. Should project timeline require storage of materials, Seller reserves the right to bill for those materials at the time they have been received at a Seller location, Buyer location, or at job site. Certificate of insurance for stored materials can be provided to Buyer upon request. Signed acceptance by Buyer of shop drawings and/or submittals shall be interpreted as acceptance that proposed scope is the correct interpretation of construction documents. Any field verification and/or work required by others as detailed in the submittal will be provided and coordinated by Buyer.

14. Insolvency. Seller may, at any time or times, suspend performance of any order or require payment in cash, security, or other adequate assurance satisfactory to Seller when, in Seller's opinion, the financial condition of Buyer or other grounds for insecurity, including the filing of a petition for bankruptcy, warrant such action.

15. Force Majeure. Seller shall not be liable for any delay in fulfilling any order due to (a) fires, floods, strikes, or other labor disputes, accidents to machinery, acts of sabotage, riots, precedence or priorities granted at the request or for the benefit, directly or indirectly, of the federal or any state government or any subdivision or agency thereof, delays in transportation or lack of transportation facilities, restrictions imposed by federal or state legislation or rules of regulations thereunder; or (b) any cause beyond the control of Seller.

16. Ownership of Equipment. Unless otherwise agreed in a writing, all material, equipment, facilities, and special tooling, which term includes but is not limited to jigs, dies, fixtures, molds, patterns, special taps, special gauges, special test equipment, and manufacturing aids and replacements thereof, used in the

General information

Terms and conditions of sale

manufacture of the products covered by any order shall remain the property of Seller. Any material, tooling, and equipment furnished to Seller by Buyer shall be and remain the personal property of Buyer with the title to and right of possession remaining in Buyer.

17. Confidential Information. All information furnished or made available by Seller to Buyer in connection with a transaction shall be held in confidence by Buyer. Buyer agrees not to use such information or disclose such information to others without Seller's prior written consent. The obligations of this paragraph does not apply to any information which (a) at the time of disclosure was, or thereafter becomes, generally available to the public by publication or otherwise through no breach by Buyer of any obligation herein, (b) Buyer can show by written records was in Buyer's possession prior to disclosure by the disclosing party, (c) is legally made available to Buyer by or through a third party having no direct or indirect confidentiality obligation to Seller with respect to such information, (d) was independently developed by Buyer without use of any of Seller's confidential information, or (e) is required to be disclosed pursuant to applicable law.

18. Waiver. No waiver by Seller of any of these Terms and Conditions shall be effective unless explicitly set forth in writing and signed by Seller. No failure to exercise, or delay in exercising, any rights, remedy, power, or privilege arising from these Terms and Conditions shall operate or be construed as a waiver thereof, nor shall any single or partial exercise of any right, remedy, power, or privilege hereunder preclude any other or further exercise thereof or the exercise of any other right, remedy, power or privilege.

19. Assignment. No assignment of any right or interest or delegation of any obligation or performance of Buyer under this order may be made without the prior written consent of Seller. Any attempted assignment or delegation will be wholly void and totally ineffective for all purposes.

20. Choice of Law. All sales, agreements for sale, offers to sell, proposals, acknowledgments and contracts of sale, including, but not limited to, Purchase Orders accepted by Seller, shall be considered a contract under the laws of the State of Delaware, and the rights and duties of all persons, and the construction and effect of all provisions hereof, shall be governed by and construed according to the laws of the State of Delaware.

21. Integration Clause. These Terms and Conditions constitute the entirety of terms and conditions, except as set forth in paragraph one, governing the sale and purchase of products and services sold by Seller. No modification of these Terms and Conditions shall be of any force or effect unless in writing and signed Seller and Buyer. Buyer may desire to utilize its own form of acknowledgment or acceptance of these Terms and Conditions. However, the use of any such form shall be for convenience only. No modification of these Terms and Conditions shall be affected by the acknowledgment or acceptance of purchase orders, shipping instruction forms, bills of lading or any other document containing terms or conditions at variance with or in addition to those set forth herein, all such varying or additional terms being hereby objected to and rejected by Seller and deemed to be waived by Buyer.

March 2022

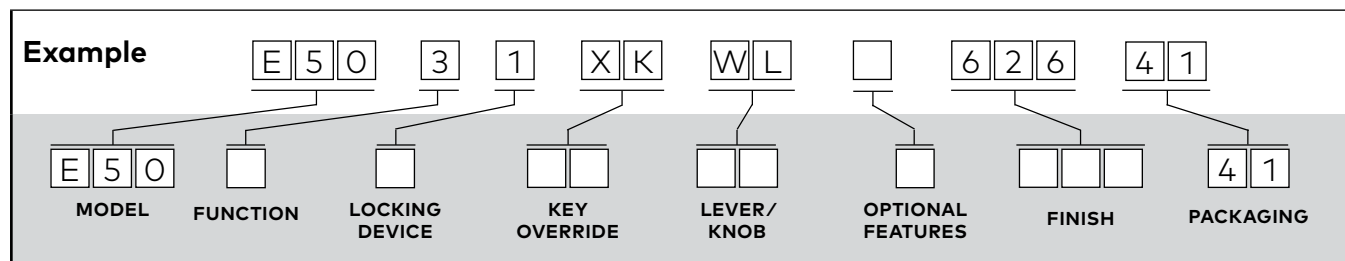
General information

Table of Contents

6	How to Order Door Handing / Where to Order	27	E-Plex 5600 Series
7	PowerPlex 2000 Series	30	E-Plex 5670 Series
9	E-Plex 2000 Series	31	E-Plex 5686 Series
11	E-Plex 3000 Series	33	E-Plex 5700 Series
13	E-Plex 3200 Series	36	E-Plex 5770 Series
14	E-Plex 3600 Series	37	E-Plex 5786 Series
15	E-Plex 3700 Series	39	E-Plex 7900 Series
16	E-Plex 5000 Series		
18	E-Plex 5070 Series	45	E-Plex Software Options
19	E-Plex 5086 Series		
21	E-Plex 5200 Series	46	E-Plex Wireless Accessories
24	E-Plex 5270 Series	47	E-Plex Lock Accessories
25	E-Plex 5286 Series	53	E-Plex Solutions Chart

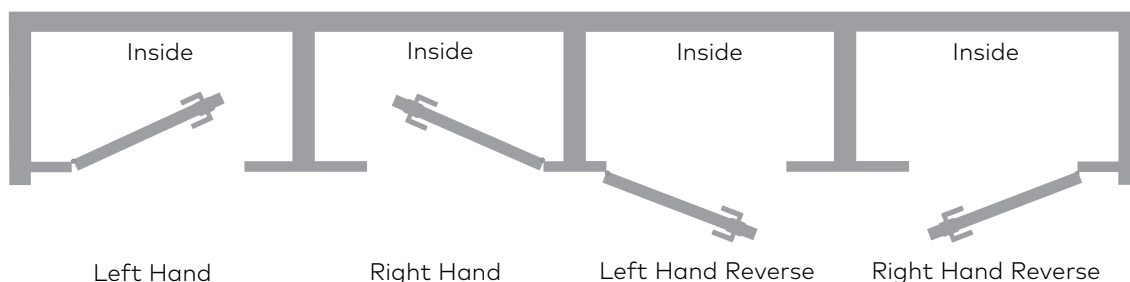
How to Order

To order any of the products in this catalog, a part number must be provided. In most situations the part number has to be assembled to specify the desired product, as various options are available.



Door Handing

Some locks also require you to specify door handing. To determine handing, face the door from the exterior (access) side and select the corresponding diagram below.



Where to Order



Contact your local supplier or call
1.800.849.8324 or 1.336.725.1331

For More Information

www.dormakaba.us

The following are registered names and/or trademarks:

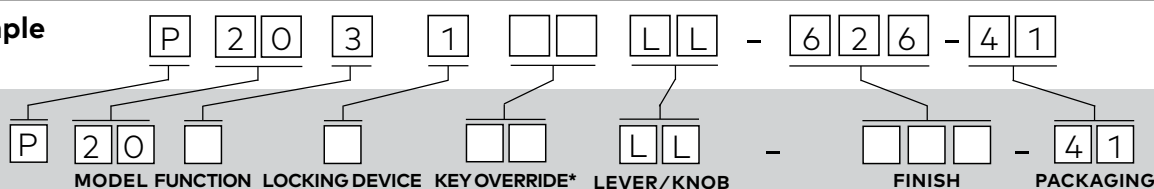
Abloy®, Adams Rite®, Arrow®, ASSA®, Best®, Black & Decker®, Cal Royal®, Corbin Russwin®, Detex®, Dorma®, Precision®, Kaba®, Marks®, Medeco®, Monarch®, Precision®, Sargent®, Schlage®, Simplex®, Von Duprin®, Weiser®, Yale®

PowerPlex

2000 Series



Example



Build the model number with the desired options

* Leave blank for solid lever without Key Override.

Base Model	Description	Base Price
P2031LL62641	P2000, Cylindrical, PowerStar Self Powering, No Key Override 100 Access Codes, 1,000 Audit Events, ASA Strike	\$669.00

Choose One Option from Each Category

Function Options	Description	Price
1	Exit Trim—Rim, Mortise, Surface Vertical Rod	Add \$100.00
2	Exit Trim—Concealed Vertical Rod (use only for Yale # 7160 or Von Duprin #s 9847/9947)	Add \$100.00
3	Cylindrical Lock (cyl)	No Charge
5	Cylindrical with Privacy (cyl)	Add \$100.00
6	American Steel Mortise (ASM) For mortise applications where additional door support is needed, order a mortise stabilizer for a hollow metal door from the accessories section.	Add \$120.00
Locking Device Options	Description	Price
1	Cylindrical ½" (13mm) throw latch, floating face plate 2¾" (70mm) backset	No Charge
2	Cylindrical ½" (13mm) throw latch, floating face plate 2¾" (60mm) backset	No Charge
6	STD Mortise 1¼" (32 mm) face plate no deadbolt (non-handed)	No Charge
7	STD Mortise 1¼" (32 mm) face plate with deadbolt (non-handed)	Add \$30.00
A	STD Mortise 1¼" (32 mm) face plate with auto deadbolt (non-handed)	Add \$30.00
U	Exit Trim—Use only for: Detex Rim # F1001, Detex Surface Vertical Rod #s 20/F20 Dorma Rim # 9300/F9300, 9400/F9400 Von Duprin Rim #s 89/99, Von Duprin Surface Vertical Rod #s 9827/9927 Precision Rim #s 21/FL21 Precision Surface Vertical Rod #s 22/FL22 Arrow Rim # 3800* Sargent Rim # 8800*, *requires 062-514-148 Kit; see accessories section	No Charge
Y	Exit Trim—Use only for Yale and Corbin models below: Yale Concealed Vertical Rod # 7160 Yale Rim # 7100 Corbin Rim # 5200	No Charge
V	Exit Trim—Use only for Von Duprin models below: Von Duprin Concealed Vertical Rod #s 9847/9947 Von Duprin Mortise #s 9875/9975	No Charge
Key Override Options	Description	Price
(Leave Blank)	Solid Lever without Key Override	No Charge
XS	Key-In-Lever, Kaba Cylinder (Schlage "C" Keyway) included	Add \$50.00
B	Best and Equivalents (6 or 7-pin length); cylinder not included (lever preps are not interchangeable)	Add \$50.00
Lever	Description	Price
LL	Lever—Long	No Charge
Finish Options	Description	Price
606	Satin Brass (04)	Add \$25.00
626	Satin Chrome (26D)	No Charge
613	Dark Bronze (Simulated 10B/613)	Add \$100.00

Items Supplied with the Lock

- Installation Manual
- Quick Reference Guide
- Operations Manual
- Full-Scale Template
- Required Installation Hardware

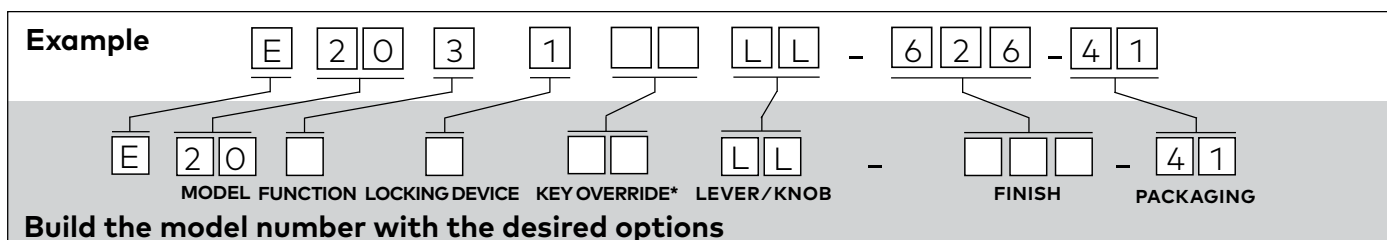
*Additional Items Supplied with Key Override Model Only

- Universal Kaba 1539 Cylinder with Schlage "C" Keyway
- Cylinder adapter discs to fit the following KIL cylinders: Schlage Primus 20-724-XXX, Schlage Everst 21-020-XXX, ASSA V-10 Schlage keyway, Kaba Ilco 1599C-XXX, Medeco M3 Bi-Level 20J200V1-XXX, Medeco Biaxial 20W200V1-XXX, Medeco 3-BX-3 20T200V1-XXX, Medeco M3-Bi-Level 8 20J200H1-XXX, and Medeco Keymark X4 20N200V1-XXX.

T



E-Plex® 2000 Series



* Leave blank for solid lever without Key Override.

Base Model	Description	Base Price
E2031LL62641	E2000, Cylindrical, No Key Override 100 Access Codes, 1,000 Audit Events, ASA Strike	\$591.00

Choose One Option from Each Category

Function Options	Description	Price
1	Exit Trim—Rim, Mortise, Surface Vertical Rod	Add \$100.00
2	Exit Trim—Concealed Vertical Rod (use only for Yale # 7160 or Von Duprin #s 9847/9947)	Add \$100.00
3	Cylindrical Lock (cyl)	No Charge
5	Cylindrical with Privacy (cyl)	Add \$100.00
6	American Steel Mortise (ASM) For mortise applications where additional door support is needed, order a mortise stabilizer for a hollow metal door from the accessories section.	Add \$120.00
Locking Device Options	Description	Price
1	Cylindrical ½" (13 mm) throw latch, floating face plate 2¾" (70 mm) backset	No Charge
2	Cylindrical ½" (13 mm) throw latch, floating face plate 2⅝" (60 mm) backset	No Charge
6	STD Mortise 1¼" (32 mm) face plate no deadbolt (non-handed)	No Charge
7	STD Mortise 1¼" (32 mm) face plate with deadbolt (non-handed)	Add \$30.00
A	STD Mortise 1¼" (32 mm) face plate with auto deadbolt (non-handed)	Add \$30.00
U	Exit Trim—Use only for: Detex Rim # F1001, Detex Surface Vertical Rod #s 20/F20 Dorma Rim # 9300/F9300, 9400/F9400 Von Duprin Rim #s 89/99, Von Duprin Surface Vertical Rod #s 9827/9927 Precision Rim #s 21/FL21, Precision Surface Vertical Rod #s 22/FL22 Arrow Rim # 3800 Sargent Rim # 8800 Requires 062-514 148 Kit; see accessories section	No Charge
Y	Exit Trim—Use only for Yale and Corbin models below: Yale Concealed Vertical Rod # 7160 Yale Rim # 7100 Corbin Rim # 5200	No Charge
V	Exit Trim—Use only for Von Duprin models below: Von Duprin Concealed Vertical Rod #s 9847/9947 Von Duprin Mortise #s 9875/9975	No Charge
Key Override Options	Description	Price
(Leave Blank)	Solid Lever without Key Override	No Charge
XS	Key-In-Lever, Kaba Cylinder (Schlage "C" Keyway) included	Add \$50.00
B	Best and Equivalents (6 or 7-pin length); cylinder not included (lever preps are not interchangeable)	Add \$50.00
Lever	Description	Price
LL	Lever—Long	No Charge
Finish Options	Description	Price
606	Satin Brass (04)	Add \$25.00
626	Satin Chrome (26D)	No Charge
U13	Dark Bronze (Simulated 10B/613)	Add \$100.00

E-Plex[®]

2000 Series

Items Supplied with the Lock

- Installation Manual
- Quick Reference Guide
- Operations Manual
- Full-Scale Template
- Required Installation Hardware

Additional Items Supplied with Key Override Model Only

- Universal Kaba 1539 Cylinder with Schlage "C" Keyway
- Cylinder adapter discs to fit the following KIL cylinders: Schlage Primus 20-724-XXX, Schlage Everst 21-020-XXX, ASSA V-10 Schlage keyway, Kaba Ilco 1599C-XXX, Medeco M3 Bi-Level 20J200V1-XXX, Medeco Biaxial 20W200V1-XXX, Medeco 3-BX-3 20T200V1-XXX, Medeco M3-Bi-Level 8 20J200H1-XXX, and Medeco Keymark X4 20N200V1-XXX.



E-Plex®

3000 Series

Example

E	3	0	6	5	M	S	N	L	-		-	6	2	6	4	1
MODEL			FUNCTION	LOCKING DEVICE	KEY OVERRIDE*		LEVER/THUMBTURN			OPTIONAL FEATURES		FINISH			PACKAGING	

Build the model number with the desired options

Base Model	Description	Base Price
E3065MSNL62641	E3000, Mortise, Deadlatch, Lever, Schlage "C" Keyway 300 Access Codes, 9,000 Audit Events	\$851.00

Choose One Option from Each Category

Function	Description	Price
6	Mortise (Adams Rite) Note: For Exit Device compatibility and Adapter Kit, please see E-Plex 3x00 Series Accessories Section	No Charge

Locking Device Options	Description	Price
5	Mortise Dead Latch for Adams Rite 4070, 4510, 4520, 4530, 4710, 4720, 4730, 4900, and 4920AN. Also fits 8400 Mortise Exit	No Charge
6	Mortise Deadbolt for Adams Rite 1850, 1950, MS 1850S, and MS 1950S	No Charge

Key Override Options	Description	Price
MK	Mortise, Kaba Cylinder (Kaba 90 Keyway) included	No Charge
MS	Mortise, Kaba Cylinder (Schlage "C" Keyway) included	No Charge
B	Mortise, LFIC Housing, Best and Equivalents (6-pin length); Cylinder not included	No Charge

Lever/Thumbturn Options	Description	Price
NL	Narrow Stile Lever	No Charge
NT	Narrow Stile Thumbturn	No Charge

Optional Features*	Description	Price
0	Remote Unlock—lock supplied with pigtail ready to wire to remote momentary contact switch (not included)	Add \$80.00

Finish Options	Description	Price
626	Satin Chrome (26D)	No Charge
744	Dark Bronze with Brass Accents (simulated 10B/613)	Add \$100.00

* This field may be left blank if no optional features are required

E-Plex®

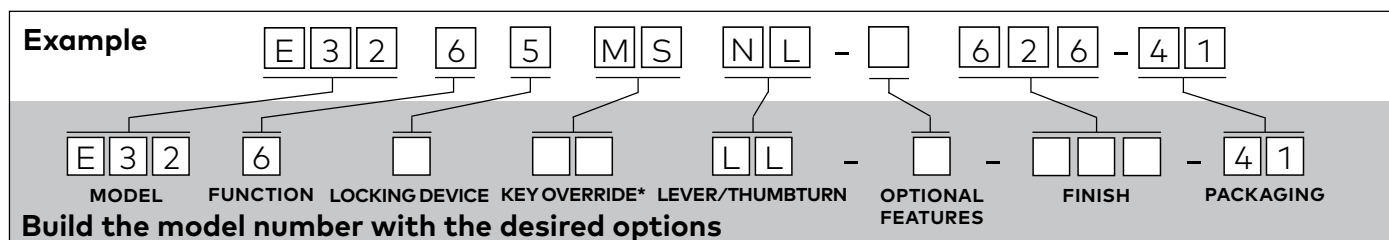
3000 Series

Items Supplied with the Lock

- Installation Manual
- Quick Reference Guide
- Operations Manual
- Full-Scale Template
- Required Installation Hardware

E-Plex®

3200 Series



Base Model	Description	Base Price
E3265MSNL62641	E3200, Mortise, Deadlatch, Lever, Schlage "C" Keyway 3,000 Access Codes, 30,000 Audit Events	\$1053.00

Choose One Option from Each Category

Function	Description	Price
6	Mortise (Adams Rite) Note: For Exit Device compatibility and Adapter Kit, please see E-Plex 3x00 Series Accessories Section	No Charge

Locking Device Options	Description	Price
5	Mortise Dead Latch for Adams Rite 4070, 4510, 4520, 4530, 4710, 4720, 4730, 4900, and 4920AN. Also fits 8400 Mortise Exit.	No Charge
6	Mortise Deadbolt for Adams Rite 1850, 1950, MS 1850S, and MS 1950S	No Charge

Key Override Options	Description	Price
MS	Mortise, Kaba Cylinder (Schlage "C" Keyway) included	No Charge
B	Mortise, LFIC Housing, Best and Equivalents (6-pin length); Cylinder not included	No Charge

Lever/Thumbturn Options	Description	Price
NL	Narrow Stile Lever	No Charge
NT	Narrow Stile Thumbturn	No Charge

Optional Features	Description	Price
0	Remote Unlock—lock supplied with pigtail ready to wire to remote monumentary contact switch (not included)	Add \$80.00

Finish Options	Description	Price
626	Satin Chrome (26D)	No Charge
744	Dark Bronze with Brass Accents (simulated 10B/613)	Add \$100.00

* This field may be left blank if no optional features are required

E-Plex®

3600 Series

with 13.56MHz Smart Card Reader



Example

E 3 6 6 5 M S N L - - 6 2 6 - 4 1

MODEL FUNCTION LOCKING DEVICE KEY OVERRIDE LEVER/ THUMBTURN OPTIONAL FEATURES* FINISH PACKAGING

Build the model number with the desired options

* This field may be left blank if no optional features are required

Base Model	Description	Base Price
E3665MSNL62641	E3600, Mortise, Deadlatch, Lever, Schlage "C" Keyway 3,000 Users, 30,000 Audit Events	\$1446.00

Choose One Option from Each Category

Function	Description	Price
6	Mortise (Adams Rite) Note: For Exit Device compatibility and Adapter Kit, please see E-Plex 3x00 Series Accessories Section	No Charge

Locking Device Options	Description	Price
5	Mortise Dead Latch for Adams Rite 4070, 4510, 4520, 4530, 4710, 4720, 4730, 4900, and 4920AN. Also fits 8400 Mortise Exit.	No Charge
6	Mortise Deadbolt for Adams Rite 1850, 1950, MS 1850S, and MS 1950S	No Charge

Key Override Options	Description	Price
MS	Mortise, Kaba Cylinder (Schlage "C" Keyway) included	No Charge
B	Mortise, LFIC Housing, Best and Equivalents (6-pin length); Cylinder not included	No Charge

Lever/Thumbturn Options	Description	Price
NL	Narrow Stile Lever	No Charge
NT	Narrow Stile Thumbturn	No Charge

Optional Features	Description	Price
0	Remote Unlock—lock supplied with pigtail ready to wire to remote monumetary contact switch (not included)	Add \$80.00

Finish Options	Description	Price
626	Satin Chrome (26D)	No Charge
744	Dark Bronze with Brass Accents (simulated 10B/613)	Add \$100.00

E-Plex® 3600 Software & Optional Accessory

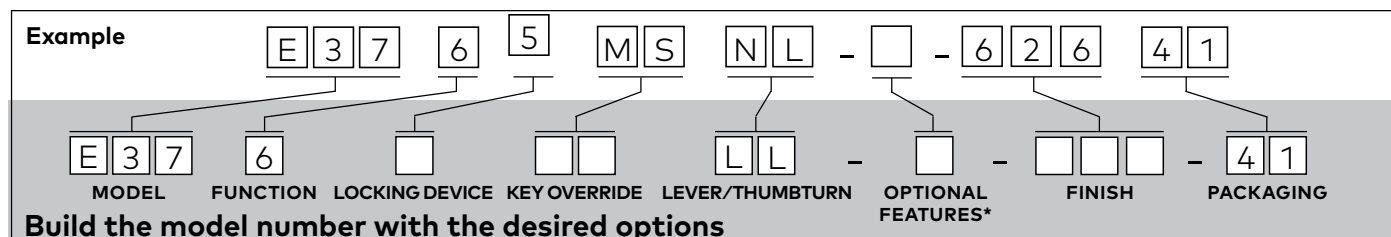
Model Number	Description	
Keyscan Aurora Keyscan LUNA E-Plex Enterprise	See page 45	
120-ENSC-000	USB Smart Card Reader/Enroller (required with software above)	\$499.00



E-Plex®

3700 Series

with 125kHz Prox Card Reader



* This field may be left blank if no optional features are required

Base Model	Description	Base Price
E3765MSNL62641	E3700, Mortise, Deadlatch, Lever, Schlage "C" Keyway 3,000 Users, 30,000 Audit Events	\$1314.00

Choose One Option from Each Category

Function	Description	Price
6	Mortise (Adams Rite) Note: For Exit Device compatibility and Adapter Kit, please see E-Plex 3x00 Series Accessories Section	No Charge
Locking Device Options	Description	Price
5	Mortise Dead Latch for Adams Rite 4070, 4510, 4520, 4530, 4710, 4720, 4730, 4900, and 4920AN.	No Charge
6	Mortise Deadbolt for Adams Rite 1850, 1950, MS 1850S, and MS 1950S Also fits 8400 Mortise Exit.	No Charge
Key Override Options	Description	Price
MS	Mortise, Kaba Cylinder (Schlage "C" Keyway) included	No Charge
B	Mortise, LFIC Housing, Best and Equivalents (6-pin length); Cylinder not included	No Charge
Lever/Thumbturn Options	Description	Price
NL	Narrow Stile Lever	No Charge
NT	Narrow Stile Thumbturn	No Charge
Optional Features	Description	Price
0	Remote Unlock—lock supplied with pigtail ready to wire to remote momentary contact switch (not included)	Add \$80.00
Finish Options	Description	Price
626	Satin Chrome (26D)	No Charge
744	Dark Bronze with Brass Accents (simulated 10B/613)	Add \$100.00

E-Plex® 3700 Software & Optional Accessory

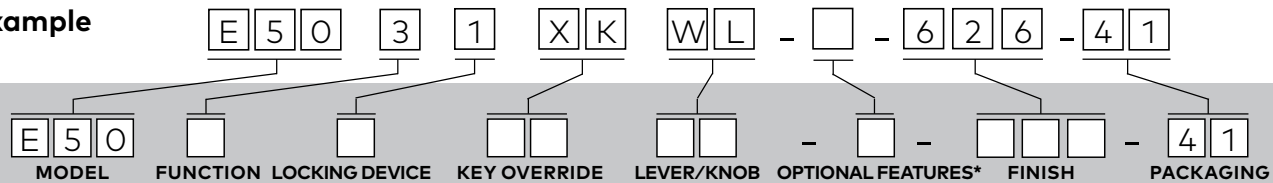
Model Number	Description	
Keyscan Aurora Keyscan LUNA E-Plex Enterprise	See page 45	
120-ENSC-000	USB Smart Card Reader/Enroller (required with software above)	\$499.00

E-Plex®

5000 Series



Example



Build the model number with the desired options

Base Model	Description	Base Price
E5031XKWL62641	E5000, Cylindrical, Key-in-Lever, 100 Access Codes, 3,000 Audit Events	\$936.00

Choose One Option from Each Category

Function Options	Description	Price
1	Exit Trim (E.T.)	Add \$100.00
3	Cylindrical Lock (cyl)	No Charge
5	Cylindrical with Privacy (cyl)	Add \$100.00
6	American Steel Mortise (ASM) For mortise applications where additional door support is needed, order a mortise stabilizer for a hollow metal door from the accessories section.	Add \$120.00

Locking Device Options	Description	Price
0	Exit Trim (available with E.T. only)	No Charge
1	Cylindrical ½" (13 mm) throw latch, floating face plate 2¾" (70 mm) backset	No Charge
2	Cylindrical ½" (13 mm) throw latch, floating face plate 2¾" (60 mm) backset	No Charge
5	Cylindrical ¾" (19 mm) throw latch, beveled face plate 2¾" (70 mm) backset	No Charge
3	Mortise LH—1" (25 mm) face plate no deadbolt	No Charge
4	Mortise RH—1" (25 mm) face plate no deadbolt	No Charge
8	Mortise LH—1" (25 mm) face plate with deadbolt	Add \$30.00
9	Mortise RH—1" (25 mm) face plate with deadbolt	Add \$30.00
6	STD Mortise 1¼" (32 mm) face plate no deadbolt (non-handed)	No Charge
7	STD Mortise 1¼" (32 mm) face plate with deadbolt (non-handed)	Add \$30.00

Key Override Options**	Description	Price
XK	K-I-L Kaba Cylinder (Kaba 90 Keyway) included	No Charge
XS	K-I-L Kaba Cylinder (Schlage "C" Keyway) included	No Charge
B	SFIC Best and Equivalents (6 or 7-pin length)	No Charge
C	LFIC Corbin Russwin (6 or 7-pin length)	No Charge
M	LFIC Medeco/ASSA/Yale/Abloy (5 or 6-pin length)	No Charge
R	LFIC Sargent	No Charge
S	LFIC Schlage	No Charge

** Interchangeable/Removable core cylinders are not included with the lock

* This field may be left blank if no optional features are required

E-Plex®

5000 Series

Lever / Knob Options	Description	Price
WL	Winston Lever	No Charge
WK	Winston Knob (available with Cylindrical only)	No Charge

Optional Features	Description	Price
0	Remote Unlock Lock supplied with pigtail ready to wire remote momentary contact switch (not included)	Add \$80.00

Finish Options	Description	Price
605	Bright Brass (03)	Add \$25.00
606	Satin Brass (04)	Add \$25.00
625	Bright Chrome (026)	Add \$25.00
626	Satin Chrome (26D)	No Charge
676 (while supplies last)	Black with Satin Chrome Accents	No Charge
744	Dark Bronze with Brass Accents (simulated 10B/613)	Add \$100.00

Items Supplied with the Lock

- Installation Manual
- Quick Reference Guide
- Operations Manual
- Full-Scale Template
- Required Installation Hardware
- Tailpiece for Specified Key Override

Additional Items Supplied with Key-in-Lever Models Only

- Universal dormakaba 1599 6-pin cylinder with tailpiece (includes two nickel silver keys)
- Four additional tailpieces (can be used with many of the leading conventional cylinders)

Exit Device Compatibility: dormakaba 9300/F9300 Series Rim Exit Device - call 800-523-8483 for pricing and availability

Other Compatible Devices (for the most accurate listing of compatible Exit Devices, visit go.dormakaba.com/Simplex5000)

Arrow S1250	Dorma 9300/F9300	Sargent 8810E/8800
Arrow S3883F/S3800	Dorex 8500R/8500F	Sargent 8888
Black & Decker (K-2) QED111/112	Dorex 9500PR/9500FR	Von Duprin 22/22F
Cal Royal 9800	Monarch 18R [†] , F18R [†]	Von Duprin 98/98F
Cal Royal 2200	Precision 21/FL21	Von Duprin 99/99F
Corbin Russwin ED5200/5200A	Sargent 2828	Von Duprin XP98/99
Detex 1001 BP1	Sargent 3828	Yale YME2100/2100
Detex 10/F10 Series		Yale 7100

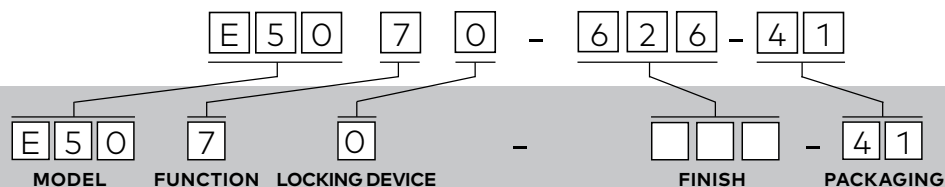
[†](requires special K-Hub Adapter, not supplied by dormakaba)

- **Cannot be used with mortise design or vertical rod Exit Devices**

ATTENTION: Compatibility is subject to change if modifications are made by Exit Device manufacturers without dormakaba's knowledge

E-Plex®

5070 Series Stand-Alone Access Controller

**Example****Build the model number with the desired options**

Base Model	Description	Base Price
E507062641	E5070, Stand-Alone Access Controller, 100 Access Codes, 3,000 Audit Events	\$1001.00

Choose One Option from Each Category

Function	Description	Price
7	Stand-Alone Access Controller	No Charge
Locking Device	Description	Price
0	No Locking Device	No Charge
Finish Options	Description	Price
605	Bright Brass (03)	Add \$25.00
606	Satin Brass (04)	Add \$25.00
625	Bright Chrome (026)	Add \$25.00
626	Satin Chrome (26D)	No Charge
676 (while supplies last)	Black with Satin Chrome Accents	No Charge
744	Dark Bronze with Brass Accents (simulated 10B/613)	Add \$100.00

Items Supplied with the Unit

- Installation Manual
- Quick Reference Guide
- Full-Scale Template
- Required Installation Hardware

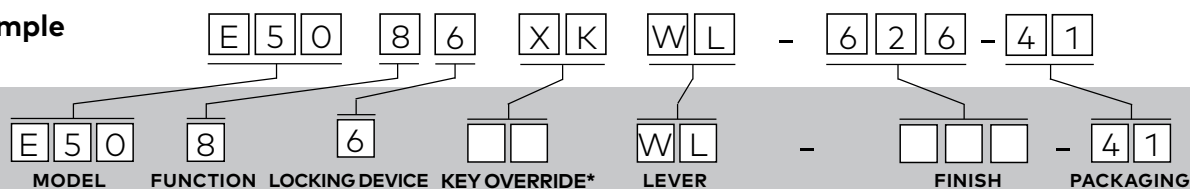


E-Plex®

5086 Series

double-sided lock

Example



Base Model	Description	Base Price
E5086XKWL62641	E5086, Entry/Egress (Back-to-Back), 100 Access Codes 3,000 Audit Events	\$1687.00

Choose One Option from Each Category

Function	Description	Price
8	American Steel Mortise (ASM), Entry/Egress	No Charge
Locking Device	Description	Price
6	Mortise 1¼" (32 mm) face plate no deadbolt (non-handed)	No Charge
Key Override Options**	Description	Price
XK	K-I-L Kaba Cylinder (Kaba 90 Keyway) included	No Charge
XS	K-I-L Kaba Cylinder (Schlage "C" Keyway) included	No Charge
B	SFIC Best and Equivalents (6 or 7-pin length)	No Charge
C	LFIC Corbin Russwin (6 or 7-pin length)	No Charge
M	LFIC Medeco/ASSA/Yale/Abloy (5 or 6-pin length)	No Charge
R	LFIC Sargent	No Charge
S	LFIC Schlage	No Charge

** Interchangeable/Removable core cylinders are not included with the lock

Lever	Description	Price
WL	Winston Lever	No Charge
Finish Options	Description	Price
605	Bright Brass (03)	Add \$50.00
606	Satin Brass (04)	Add \$50.00
625	Bright Chrome (026)	Add \$50.00
626	Satin Chrome (26D)	No Charge
676 (while supplies last)	Black with Satin Chrome Accents	No Charge
744	Dark Bronze with Brass Accents (simulated 10B/613)	Add \$100.00

* Options must be the same for both sides of the lock

E-Plex[®]

5086 Series

double-sided lock

Items Supplied with the Lock

- Installation Manual
- Quick Reference Guide
- Operations Manual
- Full-Scale Template
- Required Installation Hardware
- Tailpiece for Specified Key Override

Additional Items Supplied with Key-in-Lever Models Only

- Universal Kaba 1599 6-pin cylinder with tailpiece (includes two nickel silver keys)—per side
- Four additional tailpieces (can be used with many of the leading conventional cylinders)—per side

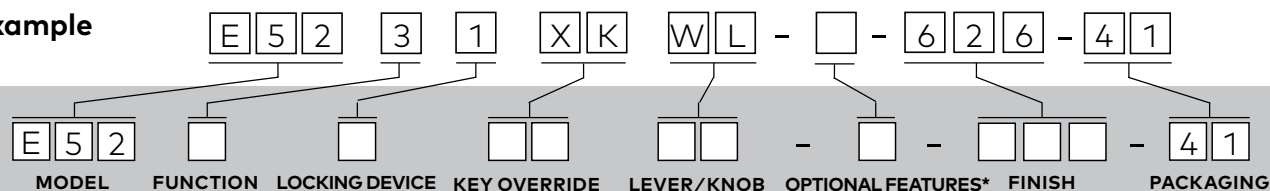
Items Supplied with the Lock

- Installation Manual
- Quick Reference Guide
- Full-Scale Template
- Required Installation Hardware



E-Plex® 5200 Series

Example



Build the model number with the desired options

Base Model	Description	Base Price
E5231XKWL62641	E5200, Cylindrical, Key-in-Lever, 3,000 Access Codes, 30,000 Audit Events	\$1179.00

Choose One Option from Each Category

Function Options	Description	Price
1	Exit Trim (E.T.)	Add \$100.00
3	Cylindrical Lock (cyl)	No Charge
5	Cylindrical with Privacy (cyl)	Add \$100.00
6	American Steel Mortise (ASM) For mortise applications where additional door support is needed, order a mortise stabilizer for a hollow metal door from the accessories section.	Add \$120.00

Locking Device Options	Description	Price
0	Exit Trim (available with E.T. only)	No Charge
1	Cylindrical ½" (13 mm) throw latch, floating face plate 2¾" (70 mm) backset	No Charge
2	Cylindrical ½" (13 mm) throw latch, floating face plate 2⅝" (60 mm) backset	No Charge
5	Cylindrical ¾" (19 mm) throw latch, beveled face plate 2¾" (70 mm) backset	No Charge
3	Mortise LH-1" (25 mm) face plate no deadbolt	No Charge
4	Mortise RH-1" (25 mm) face plate no deadbolt	No Charge
8	Mortise LH-1" (25 mm) face plate with deadbolt	Add \$30.00
9	Mortise RH-1" (25 mm) face plate with deadbolt	Add \$30.00
6	STD Mortise 1¼" (32 mm) face plate no deadbolt (non-handed)	No Charge
7	STD Mortise 1¼" (32 mm) face plate with deadbolt (non-handed)	Add \$30.00

Key Override Options**	Description	Price
XK	K-I-L Kaba Cylinder (Kaba 90 Keyway) included	No Charge
XS	K-I-L Kaba Cylinder (Schlage "C" Keyway) included	No Charge
B	SFIC Best and Equivalents (6 or 7-pin length)	No Charge
C	LFIC Corbin Russwin (6 or 7-pin length)	No Charge
M	LFIC Medeco/ASSA/Yale/Abloy (5 or 6-pin length)	No Charge
R	LFIC Sargent	No Charge
S	LFIC Schlage	No Charge

* This field may be left blank if no optional features are required

** Interchangeable/Removable core cylinders are not included with the lock.

E-Plex®

5200 Series

Lever/Knob Options	Description	Price
WL	Winston Lever	No Charge
WK	Winston Knob (available with Cylindrical only)	No Charge

Optional Features	Description	Price
0	Remote Unlock Lock supplied with pigtail ready to wire remote momentary contact switch (not included)	Add \$80.00

Finish Options	Description	Price
605	Bright Brass (03)	Add \$25.00
606	Satin Brass (04)	Add \$25.00
625	Bright Chrome (026)	Add \$25.00
626	Satin Chrome (26D)	No Charge
676 (while supplies last)	Black with Satin Chrome Accents	No Charge
744	Dark Bronze with Brass Accents (simulated 10B/613)	Add \$100.00

Items Supplied with the Lock

- Installation Manual
- Quick Reference Guide
- Operations Manual
- Full-Scale Template
- Required Installation Hardware
- Tailpiece for Specified Key Override

Additional Items Supplied with Key-in-Lever Models Only

- Universal dormakaba 1599 6-pin cylinder with tailpiece (includes two nickel silver keys)
- Four additional tailpieces (can be used with many of the leading conventional cylinders)

E-Plex[®]

5200 Series

Exit Device Compatibility: dormakaba 9300/F9300 Series Rim Exit Device - call 800-523-8483 for pricing and availability

Other Compatible Devices (for the most accurate listing of compatible Exit Devices, visit go.dormakaba.com/Simplex5000)

Arrow S1250	Dorma 9300/F9300	Sargent 8888
Arrow S3883F/S3800	Dorex 8500R/8500F	Von Duprin 22/22F
Black & Decker (K-2) QED111/112	Dorex 9500PR/9500FR	Von Duprin 98/98F
Cal Royal 9800	Monarch 18R [†] , F18R [†]	Von Duprin 99/99F
Cal Royal 2200	Precision 21/FL21	Von Duprin XP98/99
Corbin Russwin ED5200/5200A	Sargent 2828	Yale YME2100/2100
Detex 1001 BP1	Sargent 3828	Yale 7100
Detex 10/F10 Series	Sargent 8810E/8800	

[†](requires special K-Hub Adapter, not supplied by dormakaba)

- **Cannot be used with mortise design or vertical rod Exit Devices**

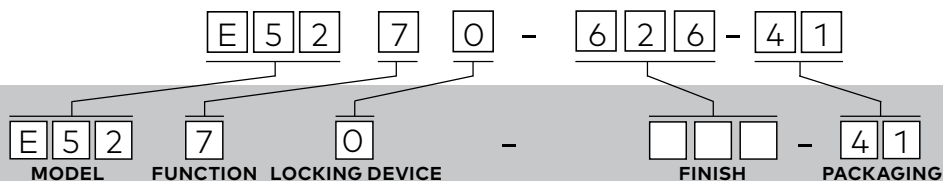
ATTENTION: Compatibility is subject to change if modifications are made by Exit Device manufacturers without dormakaba's knowledge

E-Plex®

5270 Stand-Alone Access Controller



Example



Build the model number with the desired options

Base Model	Description	Base Price
E527062641	E5270, Stand-Alone Access Controller 3,000 Access Codes, 30,000 Audit Events	\$1179.00

Choose One Option from Each Category

Function	Description	Price
7	Stand-Alone Access Controller	No Charge

Locking Device	Description	Price
0	No Locking Device	No Charge

Finish Options	Description	Price
605	Bright Brass (03)	Add \$25.00
606	Satin Brass (04)	Add \$25.00
625	Bright Chrome (026)	Add \$25.00
626	Satin Chrome (26D)	No Charge
676 (while supplies last)	Black with Satin Chrome Accents	No Charge
744	Dark Bronze with Brass Accents (simulated 10B/613)	Add \$100.00

Items Supplied with the Unit

- Installation Manual
- Quick Reference Guide
- Full-Scale Template
- Required Installation Hardware

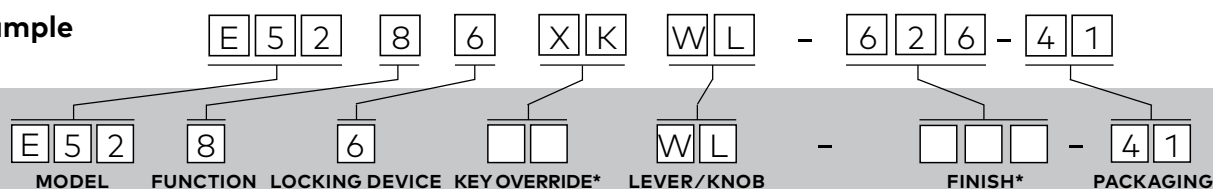


E-Plex®

5286 Series

double-sided lock

Example



Build the model number with the desired options

Base Model	Description	Base Price
E5286XKWL62641	E5286, Entry/Egress (Back-to-Back) 3,000 Access Codes, 30,000 Audit Events	\$2179.00

Choose One Option from Each Category

Function	Description	Price
8	American Steel Mortise (ASM), Entry/Egress	No Charge
Locking Device	Description	Price
6	Mortise 1¼" (32 mm) face plate no deadbolt (non-handed)	No Charge
Key Override Options**	Description	Price
XK	K-I-L Kaba Cylinder (Kaba 90 Keyway) included	No Charge
XS	K-I-L Kaba Cylinder (Schlage "C" Keyway) included	No Charge
B	SFIC Best and Equivalents (6 or 7-pin length)	No Charge
C	LFIC Corbin Russwin (6 or 7-pin length)	No Charge
M	LFIC Medeco/ASSA/Yale/Abloy (5 or 6-pin length)	No Charge
R	LFIC Sargent	No Charge
S	LFIC Schlage	No Charge
Lever	Description	Price
WL	Winston Lever	No Charge
Finish Options*	Description	Price
605	Bright Brass (03)	Add \$50.00
606	Satin Brass (04)	Add \$50.00
625	Bright Chrome (026)	Add \$50.00
626	Satin Chrome (26D)	No Charge
676 (while supplies last)	Black with Satin Chrome Accents	No Charge
744	Dark Bronze with Brass accents (simulated 10B/613)	Add \$100.00

* Options must be the same for both sides of the lock

** Interchangeable/Removable core cylinders are not included with the lock

E-Plex[®]

5286 Series

double-sided lock

Items Supplied with the Lock

- Installation Manual
- Quick Reference Guide
- Full-Scale Template
- Required Installation Hardware
- Tailpiece for Specified Key Override

Additional Items Supplied with Key-in-Lever Models Only

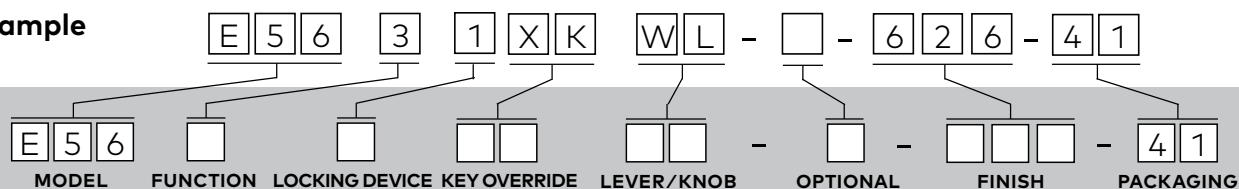
- Universal Kaba 1599 6-pin cylinder with tailpiece (includes two nickel silver keys)—per side
- Four additional tailpieces (can be used with many of the leading conventional cylinders)—per side



E-Plex® 5600 Series

with 13.56MHz Smart Card Reader

Example



Build the model number with the desired options

Base Model	Description	Base Price
E5631XKWL62641	E5600, Cylindrical, Key-in-Lever (Smart Card Lock) 3,000 Access Codes, 30,000 Audit Events	\$1680.00

Choose One Option from Each Category

Function Options	Description	Price
1	Exit Trim (E.T.)	Add \$100.00
3	Cylindrical Lock (cyl)	No Charge
5	Cylindrical with Privacy (cyl)	Add \$100.00
6	American Steel Mortise (ASM) * For mortise applications where additional door support is needed, order a mortise stabilizer for a hollow metal door from the accessories section.	Add \$120.00

Locking Device Options	Description	Price
0	Exit Trim	No Charge
1	Cylindrical ½" (13 mm) throw latch, floating face plate 2¾" (70 mm) backset	No Charge
2	Cylindrical ½" (13 mm) throw latch, floating face plate 2⅝" (60 mm) backset	No Charge
5	Cylindrical ¾" (19 mm) throw latch, beveled face plate 2¾" (70 mm) backset	No Charge
3	Mortise LH-1" (25 mm) face plate no deadbolt	No Charge
4	Mortise RH-1" (25 mm) face plate no deadbolt	No Charge
8	Mortise LH-1" (25 mm) face plate with deadbolt	Add \$30.00
9	Mortise RH-1" (25 mm) face plate with deadbolt	Add \$30.00
6	STD Mortise 1¼" (32 mm) face plate no deadbolt (non-handed)	No Charge
7	STD Mortise 1¼" (32 mm) face plate with deadbolt (non-handed)	Add \$30.00

Key Override Options**	Description	Price
XK	K-I-L Kaba Cylinder (Kaba 90 Keyway) included	No Charge
XS	K-I-L Kaba Cylinder (Schlage "C" Keyway) included	No Charge
B	SFIC Best and Equivalents (6 or 7-pin length)	No Charge
C	LFIC Corbin Russwin (6 or 7-pin length)	No Charge
M	LFIC Medeco/ASSA/Yale/Abloy (5 or 6-pin length)	No Charge
R	LFIC Sargent	No Charge
S	LFIC Schlage	No Charge

* This field may be left blank if no optional features are required

** Interchangeable/Removable core cylinders are not included with the lock

E-Plex®

5600 Series

with 13.56MHz Smart Card Reader

Lever / Knob Options	Description	Price
WL	Winston Lever	No Charge
WK	Winston Knob (available with Cylindrical only)	No Charge

Optional Features	Description	Price
0	Remote Unlock Lock supplied with pigtail ready to wire remote momentary contact switch (not included)	Add \$80.00

Finish Options	Description	Price
605	Bright Brass (03)	Add \$25.00
606	Satin Brass (04)	Add \$25.00
625	Bright Chrome (026)	Add \$25.00
626	Satin Chrome (26D)	No Charge
676 (while supplies last)	Black with Satin Chrome Accents	No Charge
744	Dark Bronze with Brass Accents (simulated 10B/613)	Add \$100.00

Items Supplied with the Lock

- Installation Manual
- Quick Reference Guide
- Full-Scale Template
- Required Installation Hardware
- Tailpiece for Specified Key Override

Additional Items Supplied with Key-in-Lever Models Only

- Universal dormakaba 1599 6-pin cylinder with tailpiece (includes two nickel silver keys)
- Four additional tailpieces (can be used with many of the leading conventional cylinders)

E-Plex® 5600 Software & Optional Accessory

Model Number	Description	
Keyscan Aurora Keyscan LUNA E-Plex Enterprise	See page 45	
120-ENSC-000	USB Smart Card Reader/Enroller (required with software above)	\$499.00

Exit Device Compatibility: dormakaba 9300/F9300 Series Rim Exit Device - call 800-523-8483 for pricing and availability

Other Compatible Devices (for the most accurate listing of compatible Exit Devices, visit go.dormakaba.com/Simplex5000)

Arrow S1250	Dorma 9300/F9300	Sargent 8888
Arrow S3883F/S3800	Dorex 8500R/8500F	Von Duprin 22/22F
Black & Decker (K-2) QED111/112	Dorex 9500PR/9500FR	Von Duprin 98/98F
Cal Royal 9800	Monarch 18R [†] , F18R [†]	Von Duprin 99/99F
Cal Royal 2200	Precision 21/FL21	Von Duprin XP98/99
Corbin Russwin ED5200/5200A	Sargent 2828	Yale YME2100/2100
Detex 1001 BP1	Sargent 3828	Yale 7100
Detex 10/F10 Series	Sargent 8810E/8800	

[†](requires special K-Hub Adapter, not supplied by dormakaba)

- **Cannot be used with mortise design or vertical rod Exit Devices**

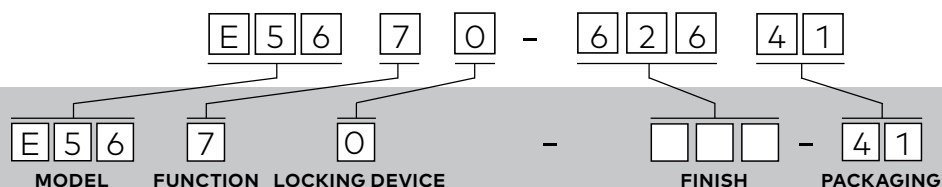
ATTENTION: Compatibility is subject to change if modifications are made by Exit Device manufacturers without dormakaba's knowledge

E-Plex®

5670 Stand-Alone Access Controller



Example



Build the model number with the desired options

Base Model	Description	Base Price
E567062641	E5670, Stand-Alone Access Controller PIN/Smart Card 3,000 Users, 30,000 Audit Events	\$1446.00

Choose One Option from Each Category

Function	Description	Price
7	Stand-Alone Access Controller	No Charge
Locking Device	Description	Price
0	No Locking Device	No Charge
Finish Options	Description	Price
605	Bright Brass (03)	Add \$25.00
606	Satin Brass (04)	Add \$25.00
625	Bright Chrome (026)	Add \$25.00
626	Satin Chrome (26D)	No Charge
676 (while supplies last)	Black with Satin Chrome Accents	No Charge
744	Dark Bronze with Brass Accents (simulated 10B/613)	Add \$100.00

Items Supplied with the Unit

- Installation Manual
- Quick Reference Guide
- Full-Scale Template
- Required Installation Hardware

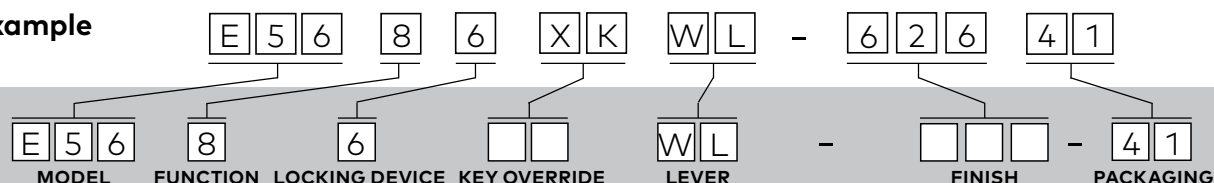
E-Plex® 5670 Software & Optional Accessory

Model Number	Description	
Keyscan Aurora Keyscan LUNA E-Plex Enterprise	See page 45	
120-ENSC-000	USB Smart Card Reader/Enroller (required with software above)	\$499.00



E-Plex®

5686 Series double-sided lock
with 13.56MHz Smart Card Reader

Example**Build the model number with the desired options**

Base Model	Description	Base Price
E5686XKWL62641	E5686, Entry/Egress (Back-to-Back), 3,000 Users, 30,000 Audit Events (Smart Card Lock)	\$2717.00

Choose One Option from Each Category

Function	Description	Price
8	American Steel Mortise (ASM), Entry/Egress	No Charge
Locking Device	Description	Price
6	Mortise 1¼" (32 mm) face plate no deadbolt (non-handed)	No Charge
Key Override Options**	Description	Price
XK	K-I-L Kaba Cylinder (Kaba 90 Keyway) included	No Charge
XS	K-I-L Kaba Cylinder (Schlage "C" Keyway) included	No Charge
B	SFIC Best and Equivalents (6 or 7-pin length)	No Charge
C	LFIC Corbin Russwin (6 or 7-pin length)	No Charge
M	LFIC Medeco/ASSA/Yale/Abloy (5-or 6-pin length)	No Charge
R	LFIC Sargent	No Charge
S	LFIC Schlage	No Charge
Lever/Knob Options	Description	Price
WL	Winston Lever	No Charge
Finish Options	Description	Price
605	Bright Brass (03)	Add \$50.00
606	Satin Brass (04)	Add \$50.00
625	Bright Chrome (026)	Add \$50.00
626	Satin Chrome (26D)	No Charge
676 (while supplies last)	Black with Satin Chrome Accents	No Charge
744	Dark Bronze with Brass Accents (simulated 10B/613)	Add \$100.00

Selected finish options must be the same for both sides of the lock

** Interchangeable/Removable core cylinders are not included with the lock

E-Plex®

5686 Series double-sided lock
with 13.56MHz Smart Card Reader

Items Supplied with the Lock

- Installation Manual
- Quick Reference Guide
- Full-Scale Template
- Required Installation Hardware
- Tailpiece for Specified Key Override

Additional Items Supplied with Key-in-Lever Models Only

- Universal dormakaba 1599 6-pin cylinder with tailpiece (includes two nickel silver keys)—per side
- Four additional tailpieces (can be used with many of the leading conventional cylinders)—per side

E-Plex® 5686 Software & Optional Accessory

Model Number	Description	
Keyscan Aurora Keyscan LUNA E-Plex Enterprise	See page 45	
120-ENSC-000	USB Smart Card Reader/Enroller (required with software above)	\$499.00



E-Plex[®]

5700 Series

with 125kHz Prox Card Reader

Example

E 5 7 3 1 X K W L - - 6 2 6 - 4 1

MODEL FUNCTION LOCKING DEVICE KEY OVERRIDE LEVER/KNOB OPTIONAL FEATURES* FINISH PACKAGING

Build the model number with the desired options

Base Model	Description	Base Price
E5731XKWL62641	E5700, Cylindrical, Key-in-Lever (PROX Lock) 3,000 Users, 30,000 Audit Events	\$1545.00

Choose One Option from Each Category

Function Options	Description	Price
1	Exit Trim (E.T.)	Add \$100.00
3	Cylindrical Lock (cyl)	No Charge
5	Cylindrical with Privacy (cyl)	Add \$100.00
6	American Steel Mortise (ASM) For mortise applications where additional door support is needed, order a mortise stabilizer for a hollow metal door from the accessories section.	Add \$120.00

Locking Device Options	Description	Price
0	Exit Trim	No Charge
1	Cylindrical ½" (13 mm) throw latch, floating face plate 2¾" (70 mm) backset	No Charge
2	Cylindrical ½" (13 mm) throw latch, floating face plate 2⅝" (60 mm) backset	No Charge
5	Cylindrical ¾" (19 mm) throw latch, beveled face plate 2¾" (70 mm) backset	No Charge
3	Mortise LH-1" (25 mm) face plate no deadbolt	No Charge
4	Mortise RH-1" (25 mm) face plate no deadbolt	No Charge
8	Mortise LH-1" (25 mm) face plate with deadbolt	Add \$30.00
9	Mortise RH-1" (25 mm) face plate with deadbolt	Add \$30.00
6	STD Mortise 1¼" (32 mm) face plate no deadbolt (non-handed)	No Charge
7	STD Mortise 1¼" (32 mm) face plate with deadbolt (non-handed)	Add \$30.00

Key Override Options**	Description	Price
XK	K-I-L Kaba Cylinder (Kaba 90 Keyway) included	No Charge
XS	K-I-L Kaba Cylinder (Schlage "C" Keyway) included	No Charge
B	SFIC Best and Equivalents (6 or 7-pin length)	No Charge
C	LFIC Corbin Russwin (6 or 7-pin length)	No Charge
M	LFIC Medeco/ASSA/Yale/Abloy (5 or 6-pin length)	No Charge
R	LFIC Sargent	No Charge
S	LFIC Schlage	No Charge

** Interchangeable/Removable core cylinders are not included with the lock

* This field may be left blank if no optional features are required

E-Plex®

5700 Series

with 125kHz Prox Card Reader

Lever/Knob Options	Description	Price
WL	Winston Lever	No Charge
WK	Winston Knob (available with Cylindrical only)	No Charge

Optional Features	Description	Price
0	Remote Unlock Lock supplied with pigtail ready to wire remote momentary contact switch (not included)	Add \$80.00

Finish Options	Description	Price
605	Bright Brass (03)	Add \$25.00
606	Satin Brass (04)	Add \$25.00
625	Bright Chrome (026)	Add \$25.00
626	Satin Chrome (26D)	No Charge
676 (while supplies last)	Black with Satin Chrome Accents	No Charge
744	Dark Bronze with Brass Accents (simulated 10B/613)	Add \$100.00

Items Supplied with the Lock

- Installation Manual
- Quick Reference Guide
- Full-Scale Template
- Required Installation Hardware
- Tailpiece for Specified Key Override

Additional Items Supplied with Key-in-Lever Models Only

- Universal dormakaba 1599 6-pin cylinder with tailpiece (includes two nickel silver keys)
- Four additional tailpieces (can be used with many of the leading conventional cylinders)

E-Plex® 5700 Software & Optional Accessory

Model Number	Description	
Keyscan Aurora Keyscan LUNA E-Plex Enterprise	See page 45	
120-ENSC-000	USB Smart Card Reader/Enroller (required with software above)	\$499.00

E-Plex®

5700 Series

with 125kHz Prox Card Reader

Exit Device Compatibility: dormakaba 9300/F9300 Series Rim Exit Device - call 800-523-8483 for pricing and availability

Other Compatible Devices (for the most accurate listing of compatible Exit Devices, visit go.dormakaba.com/Simplex5000)

Arrow S1250	Dorma 9300/F9300	Sargent 8888
Arrow S3883F/S3800	Dorex 8500R/8500F	Von Duprin 22/22F
Black & Decker (K-2) QED111/112	Dorex 9500PR/9500FR	Von Duprin 98/98F
Cal Royal 9800	Monarch 18R ^{††} , F18R ^{††}	Von Duprin 99/99F
Cal Royal 2200	Precision 21/FL21	Von Duprin XP98/99
Corbin Russwin ED5200/5200A	Sargent 2828	Yale YME2100/2100
Detex 1001 BP1	Sargent 3828	Yale 7100
Detex 10/F10 Series	Sargent 8810E/8800	

^{††}(requires special K-Hub Adapter, not supplied by dormakaba)

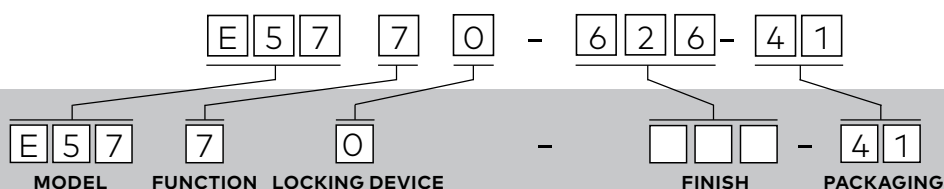
- **Cannot be used with mortise design or vertical rod Exit Devices**

ATTENTION: Compatibility is subject to change if modifications are made by Exit Device manufacturers without dormakaba's knowledge

E-Plex®

5770 Stand-Alone Access Controller

with 125kHz Prox Reader

**Example**

Base Model	Description	Base Price
E577062641	E5770, Stand-Alone Access Controller PIN/PROX 3,000 Users, 30,000 Audit Events	\$1313.00

Choose One Option from Each Category

Function	Description	Price
7	Stand-Alone Access Controller	No Charge
Locking Device	Description	Price
0	No Locking Device	No Charge
Finish Options	Description	Price
605	Bright Brass (03)	Add \$25.00
606	Satin Brass (04)	Add \$25.00
625	Bright Chrome (026)	Add \$25.00
626	Satin Chrome (26D)	No Charge
676 (while supplies last)	Black with Satin Chrome Accents	No Charge
744	Dark Bronze with Brass Accents (simulated 10B/613)	Add \$100.00

Items Supplied with the Unit

- Installation Manual
- Quick Reference Guide
- Full-Scale Template
- Required Installation Hardware

E-Plex® 5770 Software & Optional Accessory

Model Number	Description	
Keyscan Aurora Keyscan LUNA E-Plex Enterprise	See page 45	
120-ENSC-000	USB Smart Card Reader/Enroller (required with software above)	\$499.00



E-Plex®

5786 Series double sided lock
with 125kHz Prox Reader

Example																	
<div>E57</div>			<div>8</div>		<div>6</div>		<div>XK</div>		<div>WL</div>		-		<div>626</div>			<div>41</div>	
<div>E57</div>			<div>8</div>		<div>6</div>		<div></div>		<div>WL</div>		-		<div></div>			<div>41</div>	
MODEL			FUNCTION		LOCKING DEVICE		KEY OVERRIDE		LEVER				FINISH			PACKAGING	
Build the model number with the desired options																	

Base Model	Description	Base Price
E5786XKWL62641	E5786, Entry/Egress (Back-to-Back), 3,000 Users, 30,000 Audit Events (PROX Lock)	\$2585.00

Choose One Option from Each Category

Function	Description	Price
8	American Steel Mortise (ASM), Entry/Egress	No Charge
Locking Device	Description	Price
6	Mortise 1¼" (32 mm) face plate no deadbolt (non-handed)	No Charge
Key Override Options**	Description	Price
XK	K-I-L Kaba Cylinder (Kaba 90 Keyway) included	No Charge
XS	K-I-L Kaba Cylinder (Schlage "C" Keyway) included	No Charge
B	SFIC Best and Equivalents (6 or 7-pin length)	No Charge
C	LFIC Corbin Russwin (6 or 7-pin length)	No Charge
M	LFIC Medeco/ASSA/Yale/Abloy (5-or 6-pin length)	No Charge
R	LFIC Sargent	No Charge
S	LFIC Schlage	No Charge
Lever	Description	Price
WL	Winston Lever	No Charge
Finish Options	Description	Price
605	Bright Brass (03)	Add \$50.00
606	Satin Brass (04)	Add \$50.00
625	Bright Chrome (026)	Add \$50.00
626	Satin Chrome (26D)	No Charge
676 (while supplies last)	Black with Satin Chrome Accents	No Charge
744	Dark Bronze with Brass Accents (simulated 10B/613)	Add \$100.00

Selected finish options must be the same for both sides of the lock

**Interchangeable/Removable core cylinders are not included with the lock

E-Plex®

5786 Series double sided lock with 125kHz Prox Reader

Items Supplied with the Lock

- Installation Manual
- Quick Reference Guide
- Full-Scale Template
- Required Installation Hardware
- Tailpiece for Specified Key Override

Additional Items Supplied with Key-in-Lever Models Only

- Universal Kaba 1599 6-pin cylinder with tailpiece (includes two nickel silver keys)—per side
- Four additional tailpieces (can be used with many of the leading conventional cylinders)—per side

E-Plex® 5786 Software & Optional Accessory

Model Number	Description	
Keyscan Aurora Keyscan LUNA E-Plex Enterprise	See page 45	
120-ENSC-000	USB Smart Card Reader/Enroller (required with software above)	\$499.00



E-Plex®

7900 Series (Cylindrical/Mortise)

Example E 7 9 N 1 0 3 1 L L - K F 0 0 6 2 6

MODEL	ZIGBEE CONFIGURATION	RFID VERSION	COMMUNICATION	FUNCTION OPTIONS	LOCKING DEVICE	OUTSIDE LEVER	INSIDE LEVER	KEY OVERRIDE	HANDLING	DOOR MONITORING	SPECIAL OPTIONS	FINISH
E	7	9							-			6 2 6

Build the model number with the desired options

Base Model	Description	Base Price
E79N1031LLKF00626	E7900, MiFare Reader, Cylindrical, 2 3/4" Backset, Long Levers, KIL Cylinder, Satin Chrome.	\$896.00

Choose One Option From Each Category

Zigbee Configuration	Description	Price
N	North America	No Charge
E	Europe	No Charge
A	Asia	No Charge

RFID Version	Description	Price
1	MiFare*	No Charge
2	Prox (125 kHz)*	No Charge
3	HID iCLASS SE/SEOS	Add \$50
5	HID iCLASS (Keyscan Elite)* (Aurora SW Only)	Add \$50
6	HID iCLASS Classic (CSN only)*	Add \$50

* Command cards are designed for programming each lock or to join a network. Must be ordered corresponding to RFID Version selected.

Communication	Description	Price
0	None (no mobility)	No Charge
1	Keyscan BLE (mobility) (available on MiFare version and for use with Aurora SW only)	Add \$50

Function Options	Description	Price
3	Cylindrical	No Charge
5	*Cylindrical w/privacy	Add \$25
6	*Mortise (ASM or ADB)	Add \$100

Locking Device Type	Description	Price
1 Cylindrical (or Cylindrical w/privacy)	Cyl, 2 3/4" Backset, 1/2" Bolt	No Charge
2 Cylindrical (or Cylindrical w/privacy)	Cyl, 2 3/8" Backset, 1/2" Bolt	No Charge
5 Cylindrical (or Cylindrical w/privacy)	Cyl, 2 3/4" Backset, 3/4" Bolt	Add \$25
6 Mortise	1 1/4" Faceplate, Utility, No Deadbolt	No Charge
7 Mortise	*1 1/4" Faceplate with Deadbolt	Add \$30
A Mortise	1.25" ADB (auto dead bolt) - Dual Handed	Add \$50
3 Mortise	1" Faceplate no Deadbolt (field reversible)	No Charge
8 Mortise	*1" Faceplate with Deadbolt (field reversible)	Add \$30
B Mortise	1" ADB (auto dead bolt) (field reversible)	Add \$50

NOTE: 1" faceplate options are uncommon non-standard options

E-Plex®

7900 Series (Cylindrical/Mortise)



Outside Lever	Description	Price
L	Long return (field reversible)	No Charge
S	Short return (field reversible)	No Charge
	Custom Option available	Call for details

Inside Lever	Description	Price
L	Long return (field reversible)	No Charge
S	Short return (field reversible)	No Charge
E	Elevon	No Charge
G	Gala (field reversible)	No Charge
8	45° Long return lever (optional 45° Angle) (field reversible)	No Charge
H	45° Short return lever (optional 45° Angle)	No Charge
	Custom Option available	Call for details

Key Override	Description	Price
K	KIL (Schlage C, incl)	No Charge
B	Best (SFIC) and equivalents (core not incl.)	No Charge

Handing	Description	Price
F	Cyl, dual handed	No Charge
L	Left hand	No Charge
R	Right hand	No Charge

Door Monitoring	Description	Price
0	None	No Charge
1	Remote release prep	Add \$50
2	* Door sensing input (door positioning switch)	Add \$50
3	Remote release and door sensing	Add \$100

Special Options	Description	Price
0	None	No Charge
A	Keyed alike (end user contact and address required)	Add \$15

Finish	Description	Price
626	Satin chrome	No Charge
605	Bright brass	Add \$40
606	Satin brass	No Charge
613	Oil rubbed bronze	Add \$100
618	Bright nickel	Add \$100
619	Satin nickel	Add \$40
625	Bright chrome	Add \$40
U26	Ultra satin chrome	Add \$65
U05	Ultra bright brass	Add \$100
U06	Ultra satin brass	Add \$100
U13	Dark bronze (Simulated 10B/613)	Add \$100

Items supplied with the lock

- Installation manual
- Quick reference guide
- Operations manual
- Full-scale template
- Required installation hardware



E-Plex® 7900 Series (Cylindrical/Mortise)

Command Card	Description	Price
118-515912MIF	KIT, MiFare programming command card	\$60.00
118-515912PRX	KIT, Prox (125 kHz) programming command card	\$60.00
118-515912ICSCLS	KIT, HID iCLASS classic programming command card	Call For Pricing
118-515912ICSEOS	KIT, HID iCLASS SE/SEOS programming command card	Call For Pricing
118-515912ICSELT	KIT, iCLASS Keyscan Elite programming command card	Call For Pricing

***Command cards are designed for programming each lock or to join a network. Must be ordered corresponding to RFID Version selected.**

E-Plex® 7900 Software & Optional Accessory

Model Number	Description	
Keyscan Aurora Keyscan LUNA E-Plex Enterprise	See page 45	
120-ENSC-000	USB Smart Card Reader/Enroller (required with software above)	\$499.00

* For residential functionality, order the corresponding models with thumbturn. Rotating the thumbturn is the way to secure the door from inside the room.

E-Plex®

7900 Series (Exit Trim)



Example E 7 9 N 1 0 E 3 7 L - K F 0 0 6 2 6

MODEL	ZIGBEE CONFIGURATION	RFID VERSION	COMMUNICATION	FUNCTION OPTIONS	LOCKING DEVICE	OUTSIDE LEVER	KEY OVERRIDE	HANDING	DOOR MONITORING	SPECIAL OPTIONS	FINISH
E	7	9						-			

Build the model number with the desired options

Base Model	Description	Base Price
E79N10E37LKF00626	E7900, MiFare Reader, Exit Trim, Dorma 9300, Long Lever, KIL Cylinder, Satin Chrome (exit device not supplied)	\$896.00

Choose One Option From Each Category

Zigbee Configuration	Description	Price
N	North America	No Charge
E	Europe	No Charge
A	Asia	No Charge

RFID Version	Description	Price
1	MiFare*	No Charge
2	Prox (125 kHz)*	No Charge
3	HID iCLASS SE/SEOS	Add \$50
5	HID iCLASS (Keyscan Elite)* (Aurora SW Only)	Add \$50
6	HID iCLASS Classic (CSN only)*	Add \$50

* Command cards are designed for programming each lock or to join a network. Must be ordered corresponding to RFID Version selected.

Communication	Description	Price
0	None (no mobility)	No Charge
1	Keyscan BLE (mobility) (available on MiFare version and for use with Aurora SW only)	Add \$50

Function Options	Description	Price
E1	Exit trim (RIM) incl. Dorma 9300 device	No Charge
E2	Exit trim (Mortise) no device incl.	No Charge
E3	Exit trim (RIM) no device incl.	No Charge
E4	Exit trim (SMVR) no device incl.	No Charge
E5	Exit trim (CVR) no device incl.	No Charge

Locking Device Type	Description	Price
If E1 is selected:		
7	Dorma 9300	Add \$960
If E2 is selected:		
0	Von Duprin 9875, 9975EO-F	No Charge
A	Arrow S3908, S1908	No Charge
7	Dorma 9500	No Charge



E-Plex®

7900 Series (Exit Trim)

If E3 is selected:

0	Von Duprin	No Charge
1	Arrow S3888	No Charge
2	Yale 7100-36	No Charge
5	Precision 21, FL21	No Charge
6	Detex 10, FL10	No Charge

7	Dorma 9300, F9300	No Charge
8	Arrow S1808, S3808	No Charge
9	Detex V40	No Charge
H	Hagar 4500	No Charge
C	Corbin Russwin 5200	No Charge
D	Dorma 8300	No Charge
R	Precision 5100	No Charge

If E4 is selected:

0	Von Duprin 9827, 9927EO-F	No Charge
1	Arrow S3708, S1708	No Charge
2	Yale 7170	No Charge
5	Precision 22, FL22	No Charge
6	Detex 20, FL20	No Charge
7	Dorma 9400, F9400	No Charge
8	Arrow S1808, S3808	No Charge
9	Detex V40	No Charge
H	Hagar 4500	No Charge
C	Corbin Russwin 5200	No Charge
D	Dorma 8300	No Charge
H	Hagar 4500	No Charge
R	Precision 5100	No Charge

If E5 is selected:

0	Von Duprin 9847, 9947EO-F	No Charge
2	Yale 7160	No Charge
7	Dorma 9100, F9100	No Charge

Outside Lever	Description	Price
L	Long return	No Charge
S	Short return	No Charge
	Custom option available	Call for details

Key Override	Description	Price
K	KIL (Schlage C, incl)	No Charge
B	Best (SFIC) and equivalents (core not incl.)	No Charge

Handing	Description	Price
F	Exit trim, dual handed	No Charge
L	Left hand	No Charge
R	Right hand	No Charge

Items supplied with the lock

- Installation manual
- Quick reference guide
- Operations manual
- Full-scale template
- Required installation hardware

E-Plex®

7900 Series (Exit Trim)



Door Monitoring	Description	Price
0	None	No Charge
1	Remote release prep	Add \$50
2	* Door sensing input (door positioning switch)	Add \$50
3	Remote release and door sensing	Add \$100

Special Options	Description	Price
0	None	No Charge
A	Keyed alike (end user contact and address required)	Add \$15

Finish	Description	Price
626	Satin chrome	No Charge
605	Bright brass	Add \$40
606	Satin brass	No Charge
613	Oil rubbed bronze	Add \$100
618	Bright nickel	Add \$100
619	Satin nickel	Add \$40
625	Bright chrome	Add \$40
U26	Ultra satin chrome	Add \$65
U05	Ultra bright brass	Add \$100
U06	Ultra satin brass	Add \$100
U13	Dark bronze (Simulated 10B/613)	Add \$100

Command Card	Description	Price
118-515912MIF	KIT, MiFare programming command card	\$60.00
118-515912PRX	KIT, Prox (125 kHz) programming command card	\$60.00
118-515912ICSCLS	KIT, HID iCLASS classic programming command card	Call For Pricing
118-515912ICSEOS	KIT, HID iCLASS SE/SEOS programming command card	Call For Pricing
118-515912ICSELT	KIT, iCLASS Keyscan Elite programming command card	Call For Pricing



***Command cards are designed for programming each lock or to join a network. Must be ordered corresponding to RFID Version selected.**

E-Plex® 7900 Software & Optional Accessory





Model Number	Description	
Keyscan Aurora Keyscan LUNA E-Plex Enterprise	See page 45	
120-ENSC-000	USB Smart Card Reader/Enroller (required with software above)	\$499.00

E-Plex® Software

E-Plex Software

Item	Software	Description	Price
	Keyscan Aurora	Aurora (Recommended. Can be used in all applications) Keyscan Aurora access control management software Version 1.0.16 (or higher). Keyscan Aurora is available at most low voltage distributors and select locksmith distributors. Call your local distributor to inquire.	\$1635.00
	Keyscan LUNA	Keyscan LUNA Keyscan LUNA access control management software Version 2.0. Keyscan LUNA is available complementary at our website. For use with E-Plex 7900. offline only. See Keyscan LUNA for details.	N/C

E-Plex Enterprise Software

Item	Software Kits	Description	Price
	EP-MU-COM-001	E-Plex M-Unit Kit required when using Laptop or Netbook PCs as lock communication devices includes IrDA>USB adaptor, USB extension cable, Getting Started Guide, and USB drive with PC M-Unit software and electronic copy of User Manual. (included in Software Implementation Kits below)	\$217.00
	EP-STD-xx-001 <div>xx=version number. Visit dormakaba.com/eplux-software to determine most current version number.</div>	E-Plex Standard Software Implementation Kit used with P2000, E1500, E2000, E3000, and E5000 Series Locks includes software CD for MS Windows-based PC and EP-MU-COM-001 Kit above for use with a laptop or netbook PC as lock communication device.	\$679.00
	EP-EPRISE-03-001 <div>Visit dormakaba.com/eplux-software to determine most current version number.</div>	E-Plex Enterprise Software Implementation Kit includes Enterprise Software CD for Windows-based PC and EP-MU-COM-001 Kit above for use with a laptop or netbook PC as lock communication device.	\$627.00
	EP-LLAUDITOR-001	E-Plex LearnLok Audit Kit used with all card-based locks in LearnLok mode. Requires Laptop or Netbook PC; includes IrDA>USB Adaptor, USB extension cable and instructions.	\$217.00
	EP-GEN-FIPS-xx-001	E-Plex General FIPS Software is no longer supported.	

E-Plex® Wireless Accessories

(Requires Enterprise V3 or Higher Software)

E-Plex® Gateway/Router Kits

Item	Description	Price
7542500001	E-Plex Wireless Desktop Gateway/Router Kit with mounting bracket and 120 VAC power supply	\$612.00
7542600001	Outdoor Mounting Kit. Use in sheltered areas only. For use with Desktop Kit above (not included); includes NEMA 4 Enclosure, brackets & mounting hardware	\$205.00
7542800001	E-Plex Wireless Wall mount Gateway/Router Kit with mounting bracket and 120 VAC power supply. Requires single junction box or single gang wall box for RJ-45 network / POE connection	\$612.00

E-Plex® Wireless Lock Conversion Kits for New and Existing Locks

Item	Description	Price
7542400001	E-Plex Wireless Inside Antenna Kit with four C batteries; retrofits all new and existing E5200/5600/5700 Locks except E5x86 Series	\$340.00
7541900001	E-Plex Wireless Outside Antenna Kit; retrofits all new and existing E5200/5600/5700 Locks except E5x10 Series and E5x86 Series	\$273.00
7540900001	High Capacity Battery Kit, E5x00 Series, includes four C-cell battery pack. Optional; for use with Outside Antenna Kit above on high-use doors	\$114.00
7543000001	E-Plex Wireless SAC Antenna Kit; retrofits all new and existing E5270/5670/5770 SAC series	\$340.00
7542900001	E-Plex Wireless Narrow Stile Antenna Kit; fits new E3200/3600/3700 locks only; existing locks not supported	\$273.00

E-Plex® Wireless Existing Lock Upgrades: Optional Predrilled Convenience Plates for Pre-2011 Locks

Use Housing Backplate below for Outside Antenna Kit (7541900001) conversions

Item	Description	Price
3432800001	Predrilled E5xxx Universal Outside Housing Backplate; retrofits all existing E5200/5600/5700 Locks	\$55.00

Choose proper Inside Trim Plate below along with Backplate above for Inside Antenna Kit (7542400001) conversions

Item	Description	Price
34220xxx01	Predrilled E-Plex Cylindrical/Mortise Trim Plate; retrofits all existing E5x3x & E5x66 Locks, xxx = finish below	\$103.00
34276xxx01	Predrilled E-Plex Mortise w/Deadbolt Trim Plate; retrofits all existing E5x67 Locks, xxx = finish below	\$103.00
34281xxx01	Predrilled E-Plex Cylindrical w/Privacy Trim Plate; retrofits all existing E5x51 Locks, xxx = finish below	\$103.00
6483400001	Predrilled E-Plex Exit Trim Kit. Consists of inside battery mounting plate and universal outside housing backplate; required for wireless conversions of all pre-2011 E5X10 Locks.	\$88.00

xxx=Finish: 26D=Satin Chrome, 03=Bright Brass, 04=Satin Brass, 026=Bright Chrome, 744=Dark Bronze, 083=Wrinkle Black

E-Plex® Certified Wireless Dealer Accessories

Item	Description	Price
7542700001	Site Survey Unit for determining Gateway/Router placements; includes 120 VAC charger	\$612.00
6482200001	Spare Parts Kit with commonly used Wireless installation parts	\$69.00






E-Plex® 2000 / PowerPlex 2000 Series Accessories

Item	Model Number	Description	Price
	061-513071-630	Door Filler Plate, 14" (356 mm) x 4 ⁵ / ₈ " (117 mm) – Stainless Steel	\$15.00
	061-513071-906	Door Filler Plate, 14" (356 mm) x 4 ⁵ / ₈ " (117 mm) – Satin Brass	\$15.00
	061-513072-630	Door Filler Plate, 10 1/16" (256 mm) x 3 ³ / ₄ " (95 mm) – Stainless Steel	\$12.00
	061-513072-906	Door Filler Plate, 10 1/16" (256 mm) x 3 ³ / ₄ " (95 mm) – Satin Brass	\$13.00
	062-513075-630	Wrap Plate, Mortise Stainless Steel 13/4" x 1511/16" x 51/2"	\$79.00
	062-513075-906	Wrap Plate, Mortise Satin Brass 13/4" x 1511/16" x 51/2"	\$83.00
	062-513922-626	Wrap Plate, Stainless Steel 13/4" x 1511/16" x 51/2"	\$83.00
	EP2000 ACLMT	E-Plex / PowerPlex 2000 Cylindrical Acrylic Mount	\$381.00
	203059-000-41	E-Plex / PowerPlex 2000 Cylindrical Wood Mount	\$205.00
	062-511915	Security Screw Kit (includes bit)	\$20.00
	204022-000-01	Latch Extension Assembly converts to 3 ³ / ₄ " (95 mm) backset	\$44.00
	204023-000-01	Latch Extension Assembly converts to 5" (130 mm) backset	\$39.00
	54720-000-01	Mortise Mounting Bracket Kit for Hollow Metal Doors	\$23.00
	50567701-000-01	Mortise Stabilizer for Hollow Metal Doors	\$29.00
	062-510868-626	Thick Door Kit, 2 ¹ / ₂ "–3 ³ / ₄ " (64 mm–95 mm) – Satin Chrome	\$24.00
	062-510868-606	Thick Door Kit, 2 ¹ / ₂ "–3 ³ / ₄ " (64 mm–95 mm) – Satin Brass	\$24.00
	201484-26D-01	Best Equivalent Small Format Interchangeable Core, Satin Chrome (626)	\$80.00
	201484-03-01	Best Equivalent Small Format Interchangeable Core, Bright Brass (605)	\$80.00





E-Plex®

Accessories

E-Plex® 2000 / PowerPlex 2000 Series Accessories (continued)

Item	Model Number	Description	Price
	201821-26D-01	ASA Roller Strike	\$55.00
	201821-05-01	ASA Roller Strike	\$55.00
	201821-03-01	ASA Roller Strike	\$55.00
	6482963001	PowerLever to P2000 Dress Plate Kit; cylindrical, stainless steel; includes two plates. For Exit Trim dress plates, call the factory.	\$68.00
	6482990601	PowerLever to P2000 Dress Plate Kit; cylindrical, satin brass; includes two plates. For Exit Trim dress plates, call the factory.	\$68.00
	062-514148-626	Door Template and Mounting Kit; for use with E201U / P201U Series Locks to fit Arrow # 3800 or Sargent # 8800 Rim Exit Devices	\$83.00
	062-514148-606	Door Template and Mounting Kit; for use with E201U / P201U Series Locks to fit Arrow # 3800 or Sargent # 8800 Rim Exit Devices	\$83.00

E-Plex® 3x00 Series Accessories

Item	Model Number	Description	Price
	75262-000-01	Deadlatch (E3065) to Deadbolt (E3066) Conversion Kit Includes cam, template, and instructions	\$72.00
	75271-000-01	Dead Lock (E3066) to Deadlatch (E3065) Conversion Kit Includes cam, template, and instructions	\$72.00
	64793-626-01	Deadlatch Dress Plate Kit, covers old prep from Simplex 3000, Simplex 3100, Schlage King Cobra, and Trilogy DL1200/1300—Satin Chrome; use with E3065 Lock	\$114.00
	64793-744-01	Deadlatch Dress Plate Kit, Covers old prep from Simplex 3000 Simplex 3100, Schlage King Cobra, and Trilogy DL1200/1300—Dark Bronze; use with E3065 Lock	\$114.00
	64794-626-01	Dead Lock Dress Plate Kit, Covers old prep from Simplex 3000, Simplex 3100, Schlage King Cobra, and Trilogy DL1200/1300—Satin Chrome; use with E3066 Lock	\$114.00
	64794-744-01	Dead Lock Dress Plate Kit, Covers old prep from Simplex 3000, Simplex 3100, Schlage King Cobra, and Trilogy DL1200/1300—Dark Bronze; use with E3066 Lock	\$114.00
	64802-000-01	E3000 Series Exit Trim Adapter Kit (Fits Arrow 10/51800, Corbin ED5200A, Detex Advantex 10/40, DCI 1200A/1300A Dorma 9300/F9300, Hager 4700R/4700RF, Precision 2100/FL2100, and Von Duprin 33/35A)	\$72.00
	75268-626	E3000 Aluminum Mount Deadlatch—Satin Chrome (E3065 Lock and Adams Rite Hardware Not Included)	\$258.00
	75269-626	E3000 Aluminum Mount Deadlock—Satin Chrome (E3066 Lock and Adams Rite Hardware Not Included)	\$258.00

E-Plex® 5x00 Series Accessories




Item	Wrap Plates/ Latch Extensions	Description	Price
	204232-26D-41	15" Wrap Plate – Satin Chrome	\$124.00
	204232-03-41	15" Wrap Plate – Bright Brass	\$124.00
	204231-26D-41	10.5" Wrap Plate – Satin Chrome	\$86.00
	204231-03-41	10.5" Wrap Plate – Bright Brass	\$86.00
	204022-000-01	Latch Extension Assembly converts to 3¾" (95 mm) Backset	\$44.00
	204023-000-01	Latch Extension Assembly converts to 5" (130 mm) Backset	\$39.00
	54720-000-01	Mortise Mounting Bracket Kit for Hollow Metal Doors	\$23.00
	50567701-000-01	Mortise Stabilizer for Hollow Metal Doors	\$29.00
	201484-26D-01	Best Equivalent Small Format Interchangeable Core, Satin Chrome (626)	\$80.00
	201484-03-01	Best Equivalent Small Format Interchangeable Core, Bright Brass (605)	\$80.00
	6481626D01*	Dummy Cylinder Conversion Kit for KIL Equipped E5xxx Locks, Satin Chrome	\$44.00
	6481626D04*	Dummy Cylinder Conversion Kit for KIL Equipped E5xxx Locks, Satin Brass	\$44.00
	201821-26D-01	ASA Roller Strike	\$55.00
	201821-05-01	ASA Roller Strike	\$55.00
	201821-03-01	ASA Roller Strike	\$55.00
Item	Power Options	Description	Price
	7540900001	High Capacity Battery Kit, E5x00 Series, includes 4 C-cell battery pack	\$114.00
	7541000001	120 VAC Line Power Kit	\$143.00
Item	Installation Jig	Description	Price
	64684-26D-01	Installation Jig for E-Plex 5000 Series	\$500.00

* For use with E5_X_WLxxx Series only. This modification eliminates the key override feature so access to secured areas may be lost permanently. This may result in lock damage when gaining access to the secured area in an emergency or if power is lost due to battery failure. dormakaba highly recommends an alternative means of access to affected areas when this kit is used. Users accept total liability for any damages or personal injury that may occur when this modification kit is used.

E-Plex®

Accessories

E-Plex® 5x00 Series Accessories (continued)

Item	Display Mounts*	Description	Price
	203044-000-41	E-Plex 5x00 Cylindrical-Wood Mount	\$205.00
	203056-000-41	E-Plex 5x00 Exit Trim-Wood Mount	\$205.00
	203058-000-41	E-Plex 5x00 Mortise-Wood Mount	\$205.00
Mounts do not include lock			

E-Plex® 7100 Series Accessories

System Equipment

Model Number	Description	Price
064-508674	Programming Module for Lock	\$617.00
011-507794	Programming Cable for Card Reader	\$51.00
051-512042	High-C USB Motorized Encoder (Tracks 1, 2 & 3)	\$3,330.00
R71-621C	Card Reader Only—(included in CRC)—Track 2 Only, Black	\$433.00
065-501367CC	Cleaning Card	\$5.00

Standard Dress Plates

Model Number	Description	Price
061-513071-906	4 5/8" (W) x 14" (L)	\$15.00
061-513071-630	Stainless Steel, 4 5/8" (W) x 14" (L)	\$15.00

Wrap Plates 1 3/4" for Mortise Locks

Model Number	Description	Price
062-513075-906	1 3/4" (W) x 15 11/16" (L) x 5 1/2" (D)	\$84.00
062-513075-630	Stainless Steel, 1 3/4" (W) x 15 11/16" (L) x 5 1/2" (D)	\$84.00

Wrap Plates 1 3/4" for Cylindrical Locks

Model Number	Description	Price
061-518152-606	Satin Brass, 1 3/4" (W) x 15 11/16" (L) x 7" (D)	\$83.00
061-518152-630	Stainless Steel, 1 3/4" (W) x 15 11/16" (L) x 7" (D)	\$83.00

E-Plex®




Accessories






E-Plex® 7900 Series Accessories




Wood Mount for Locks

Model Number	Description	Price
050-514159-5	790 Standard Mortise	\$219.00
050-514159-6	790 Cylindrical Unit	\$219.00
063-512598	Programming Unit Adapter Assembly	\$223.00

General E-Plex® Accessories

Item	Reader-Enrollers	Description	Price
	54561000	USB Prox Reader/Enroller for use with E3700/5700 Series Locks and Controllers and E-Plex Enterprise Software	\$651.00
	120-ENSC-000	USB Smart Card Reader/Enroller for use with E3600/5600 Series Locks and E-Plex Enterprise Software	\$651.00
	120-ENFIPS-000	**USB FIPS/DESFire Smart Card Reader/Enroller for use with E5800 Series Locks and Controllers and E-Plex FIPS Software	\$308.00






Item	Proximity Credentials/Tokens	Description	Price
	065-101066	HID Proxcard II Proximity Access Card #1326M Not printable, with slot (minimum order of 100)	\$11.00
	065-507143	HID ISO Prox II Card (PVC-31 mils) #1386 Printable, no slot (minimum order of 100)	\$12.00
	065-507144	HID DuoProx (PVC-31 mils) High C / Proximity #1336 Printable, no slot (minimum order of 100)	\$12.00
	120-PROXKEYIII	HID Prox Key III #1346 (FOB) (minimum order of 100)	\$12.00
	065-511072	MicroProx Tag Proximity #1391 (adhesive backed disc) (minimum order of 100)	\$9.00

Item	Smart Card Credentials	Description	Price
	10990-AW	MIFARE Card, 1k Memory, White on both sides, printable	\$5.00
	10920-AW	MIFARE / Mag Combo Card, 1k Memory, White on both sides, printable	\$5.00
	10620-1-BK	MIFARE FOB, 1k Memory, black	\$10.00













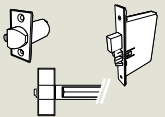
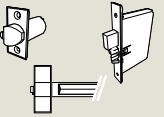
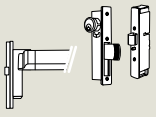
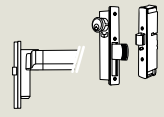
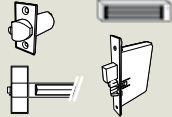
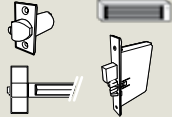
















































E-Plex®

Accessories

General E-Plex® Accessories (continued)












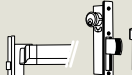
























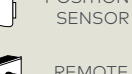
















Item	Smart Card Credentials	Description	Price
	352-DESFIR-04K	DESFire 4k Smart Card for use with E5600 Series Locks and Controllers (minimum order of 100)	\$8.00
	352-ICLASS-02K	HID iCLASS 2k Smart Card for use with E5600 Series Locks and Controllers (minimum order of 100)	\$10.00
	RFO-F1001-B790	MIFARE 1k Smart Card for use with E5600 Series Locks and Controllers (minimum order of 100)	\$4.00
Item	Card Holder	Description	Price
	P203-10	Retractable Card Holder—(priced per 10-pack)	\$57.00
Item	Weather Accessory	Description	Price
	54644-000-41	Weather Cover E-Plex 2000 / 5000 Series and PowerPlex 2000 Series Locks	\$72.00

A Solution for Every Access Point...and Every Budget.







E-Plex® PowerPlex	P2000	E2000	E3000	E3200	E5000 / E5070	E5200 / E5270
ACCESS CREDENTIALS						
NUMBER OF ACCESS CODES	 100 CODES	 100 CODES	 300 CODES	 3,000 CODES	 100/300* CODES	 3,000 CODES
LOCKING DEVICE OPTIONS						
KEY OVERRIDE	 SFIC  K-I-L NO KEY OVERRIDE	 SFIC  K-I-L NO KEY OVERRIDE	 REPLACEABLE MORTISE CYLINDER	 REPLACEABLE MORTISE CYLINDER	 SFIC, LFIC  K-I-L	 SFIC, LFIC  K-I-L
CERTIFICATIONS	  BHMA CERTIFIED GRADE 1	  BHMA CERTIFIED GRADE 1	 	 	  BHMA CERTIFIED GRADE 1	  BHMA CERTIFIED GRADE 1
OPTIONS	 THUMBTURN	 THUMBTURN	 THUMBTURN  REMOTE RELEASE	 THUMBTURN  REMOTE RELEASE	 PRIVACY  KNOB  ENTRY/EGRESS REMOTE RELEASE	 PRIVACY  KNOB  ENTRY/EGRESS REMOTE RELEASE
SOFTWARE PROGRAMMING	 OPTIONAL	 OPTIONAL	 OPTIONAL	 REQUIRED	 OPTIONAL	 REQUIRED
AUDIT CAPABILITIES*	 1,000 EVENTS	 1,000 EVENTS	 9,000 EVENTS	 30,000 EVENTS	 9,000 EVENTS	 30,000 EVENTS
ACCESS SCHEDULES*				 SCHEDULES		 SCHEDULES






E-Plex® • PowerPlex

A Solution for Every Access Point...and Every Budget.

E-Plex®	E3600	E3700	E5600 / 5670	E5700 / E5770	E 7900
ACCESS CREDENTIALS	 Smart Cards	 Proximity Cards	 Smart Cards	 Proximity Cards	 iCLASS 125kHz; 13.56MHz Seos MiFare w/ BLE iCLASS SE & Legacy
NUMBER OF ACCESS CODES	 3000 CODES/ 45000 CARDS (Aurora)	 3000 CODES/ 45000 CARDS (Aurora)	 3000 CODES/ 45000 CARDS (Aurora)	 3000 CODES/ 45000 CARDS (Aurora)	 No codes needed Supports 45,000 credentials
LOCKING DEVICE OPTIONS					
KEY OVERRIDE	 REPLACEABLE MORTISE CYLINDER	 REPLACEABLE MORTISE CYLINDER	 SFIC, LFIC K-I-L	 SFIC, LFIC K-I-L	 REPLACEABLE KIL; BEST (SFIC)& EQUIVALENT (NOT INCLUDED)
CERTIFICATIONS			 BHMA CERTIFIED GRADE 1	 BHMA CERTIFIED GRADE 1	 BHMA CERTIFIED GRADE 1
OPTIONS	 THUMBTURN  REMOTE RELEASE	 THUMBTURN  REMOTE RELEASE	 PRIVACY KNOB  ENTRY/EGRESS  REMOTE RELEASE	 PRIVACY KNOB  ENTRY/EGRESS  REMOTE RELEASE	 PRIVACY KNOB  DOOR POSITION SENSOR  REMOTE RELEASE
SOFTWARE PROGRAMMING	 OPTIONAL	 OPTIONAL	 OPTIONAL	 OPTIONAL	 KEYSKAN AURORA; KEYSKAN LUNA; E-PLEX ENTERPRISE
AUDIT CAPABILITIES	 30,000 EVENTS	 30,000 EVENTS	 30,000 EVENTS	 30,000 EVENTS	 30,000(Aurora)
ACCESS SCHEDULES	 SCHEDULES	 SCHEDULES	 SCHEDULES	 SCHEDULES	 512 SCHEDULES (Aurora)

E-Plex® • PowerPlex

E-Plex® • PowerPlex Electronic Access Control PIN-Based Products		E2000 	P2000 	E3000 	E3200 	E5000 E5070 	E5200 E5270 
CREDENTIALS	PIN Access	✓	✓	✓	✓	✓	✓
	Dual Credential Access						
	125 kHz Prox Card						
	13.56 MHz Smart Card						
	FIPs 201.1 (PIV, FRAC, TWIC, CAC)						
ACCESS USERS	100 Users per Door	✓	✓			✓	
	300 Users per Door			✓		*	
	3,000 Users per Door				✓		✓
LOCKING DEVICES	Cylindrical Latch	✓	✓			✓	✓
	Mortise (ASM)	✓	✓			✓	✓
	Exit Trim	✓	✓	✓	✓	✓	✓
	AR Latch/Deadbolt (not included)			✓	✓		
	Access Controller#					✓	✓
	Auxiliary Deadbolt						
POWER SRC.	PowerStar™ Available (no batteries)		✓				
	Batteries or External Power Source	✓		✓	✓	✓	✓
MECHANICAL FEATURES	No Wire Installation	✓	✓	✓	✓	✓	✓
	Mechanical Key Override	✓	✓	✓	✓	✓	✓
	Interchangeable Core (Best)	✓	✓	✓	✓	✓	✓
	Removable Core (Large Format)					✓	✓
	Removable Mortise Cylinder			✓	✓		
	Key-in-Lever Cylinder	✓	✓			✓	✓
	Non-handed	✓	✓	✓	✓	✓	✓
	Indoor/Outdoor (Approved)	✓	✓	✓	✓	✓	✓
	Various Finishes Available	✓	✓	✓	✓	✓	✓
		✓	✓	✓	✓	✓	✓
LOCK SETUP	Via Lock Keypad	✓	✓	✓		✓	
	Via Software (Optional)	✓	✓	✓		✓	
	Via Software (Required)				✓		✓
	Upgradable to Wireless Network				✓		✓
PROGRAMMING FEATURES	Access Schedules*				✓		✓
	Vacation/Holiday Blocks*				✓		✓
	Programmable User Levels	✓	✓	✓	✓	✓	✓
	Programmable Service Codes	✓	✓	✓	✓	✓	✓
	Programmable Passage Re-Lock	✓		✓	✓	✓	✓
	First Manager—In Passage*				✓		✓
	Passage Mode	✓	✓	✓	✓	✓	✓
	Lockout Mode	✓	✓	✓	✓	✓	✓
		✓	✓	✓	✓	✓	✓
AUDIT	1,000 Event Audit Trail*	✓	✓				
	9,000 Event Audit Trail*			✓		✓	
	30,000 Event Audit Trail*				✓		✓
WARRANTY CERTIFICATION	BHMA Grade 1 Certified	✓	✓	+	+	✓	✓
	Three-hour UL/ULC Fire Rating	✓	✓	N/A	N/A	✓	✓
	ADA Compliant	✓	✓	✓	✓	✓	✓
	3-Year Warranty	✓	✓	✓	✓	✓	✓
	Built-in Warranty Counter	✓	✓	✓	✓	✓	✓
SOFTWARE SUPPORT	Keyscan Aurora Software			✓	✓	✓	✓
	Keyscan LUNA Software						
	E-Plex Enterprise			✓	✓	✓	✓

E-Plex® Electronic Access Control PIN-Based Products		E3600 	E3700 	E5600 / E5670 	E5700 / E5770 	E 7900 
CREDENTIALS	PIN Access	<input checked="" type="checkbox"/>	<input checked="" type="checkbox"/>	<input checked="" type="checkbox"/>	<input checked="" type="checkbox"/>	
	Dual Credential Access	<input checked="" type="checkbox"/>	<input checked="" type="checkbox"/>	<input checked="" type="checkbox"/>	<input checked="" type="checkbox"/>	<input checked="" type="checkbox"/>
	125 kHz Prox Card		<input checked="" type="checkbox"/>		<input checked="" type="checkbox"/>	<input checked="" type="checkbox"/>
	13.56 MHz Smart Card	<input checked="" type="checkbox"/>		<input checked="" type="checkbox"/>		<input checked="" type="checkbox"/>
ACCESS USERS	100 Users per Door					
	300 Users per Door	<input checked="" type="checkbox"/>	<input checked="" type="checkbox"/>	<input checked="" type="checkbox"/>	<input checked="" type="checkbox"/>	
	3,000 Users per Door	*	*	*	*	*
LOCKING DEVICES	Cylindrical Latch			<input checked="" type="checkbox"/>	<input checked="" type="checkbox"/>	<input checked="" type="checkbox"/>
	Mortise (ASM)			<input checked="" type="checkbox"/>	<input checked="" type="checkbox"/>	<input checked="" type="checkbox"/>
	Exit Trim	<input checked="" type="checkbox"/>	<input checked="" type="checkbox"/>	<input checked="" type="checkbox"/>	<input checked="" type="checkbox"/>	<input checked="" type="checkbox"/>
	AR Latch/Deadbolt (not included)	<input checked="" type="checkbox"/>	<input checked="" type="checkbox"/>			
	Access Controller#			<input checked="" type="checkbox"/>	<input checked="" type="checkbox"/>	
POWER SRC.	PowerStar™ Available (no batteries)					
	Batteries or External Power Source	<input checked="" type="checkbox"/>	<input checked="" type="checkbox"/>	<input checked="" type="checkbox"/>	<input checked="" type="checkbox"/>	<input checked="" type="checkbox"/>
MECHANICAL FEATURES	No Wire Installation	<input checked="" type="checkbox"/>	<input checked="" type="checkbox"/>	<input checked="" type="checkbox"/>	<input checked="" type="checkbox"/>	<input checked="" type="checkbox"/>
	Mechanical Key Override	<input checked="" type="checkbox"/>	<input checked="" type="checkbox"/>	<input checked="" type="checkbox"/>	<input checked="" type="checkbox"/>	<input checked="" type="checkbox"/>
	Interchangeable Core (Best)	<input checked="" type="checkbox"/>	<input checked="" type="checkbox"/>	<input checked="" type="checkbox"/>	<input checked="" type="checkbox"/>	<input checked="" type="checkbox"/>
	Removable Core (Large Format)			<input checked="" type="checkbox"/>	<input checked="" type="checkbox"/>	<input checked="" type="checkbox"/>
	Removable Mortise Cylinder	<input checked="" type="checkbox"/>	<input checked="" type="checkbox"/>			<input checked="" type="checkbox"/>
	Key-in-Lever Cylinder			<input checked="" type="checkbox"/>	<input checked="" type="checkbox"/>	<input checked="" type="checkbox"/>
	Non-handed	<input checked="" type="checkbox"/>	<input checked="" type="checkbox"/>	<input checked="" type="checkbox"/>	<input checked="" type="checkbox"/>	<input checked="" type="checkbox"/>
	Indoor/Outdoor (Approved)	<input checked="" type="checkbox"/>	<input checked="" type="checkbox"/>	<input checked="" type="checkbox"/>	<input checked="" type="checkbox"/>	<input checked="" type="checkbox"/>
	Various Finishes Available	<input checked="" type="checkbox"/>	<input checked="" type="checkbox"/>	<input checked="" type="checkbox"/>	<input checked="" type="checkbox"/>	<input checked="" type="checkbox"/>
LOCK SETUP	Via Lock Keypad	<input checked="" type="checkbox"/>	<input checked="" type="checkbox"/>	<input checked="" type="checkbox"/>	<input checked="" type="checkbox"/>	
	Via Software (Optional)	<input checked="" type="checkbox"/>	<input checked="" type="checkbox"/>	<input checked="" type="checkbox"/>	<input checked="" type="checkbox"/>	<input checked="" type="checkbox"/>
	Via Software (Required)					<input checked="" type="checkbox"/>
	Upgradable to Wireless Network	<input checked="" type="checkbox"/>	<input checked="" type="checkbox"/>	<input checked="" type="checkbox"/>	<input checked="" type="checkbox"/>	<input checked="" type="checkbox"/>
PROGRAMMING FEATURES	LearnLok™ (Enroll Cards at Lock)	<input checked="" type="checkbox"/>	<input checked="" type="checkbox"/>	<input checked="" type="checkbox"/>	<input checked="" type="checkbox"/>	<input checked="" type="checkbox"/>
	Access Schedules*	<input checked="" type="checkbox"/>	<input checked="" type="checkbox"/>	<input checked="" type="checkbox"/>	<input checked="" type="checkbox"/>	<input checked="" type="checkbox"/>
	Vacation/Holiday Blocks*	<input checked="" type="checkbox"/>	<input checked="" type="checkbox"/>	<input checked="" type="checkbox"/>	<input checked="" type="checkbox"/>	<input checked="" type="checkbox"/>
	Programmable User Levels	<input checked="" type="checkbox"/>	<input checked="" type="checkbox"/>	<input checked="" type="checkbox"/>	<input checked="" type="checkbox"/>	<input checked="" type="checkbox"/>
	Programmable Service Codes	<input checked="" type="checkbox"/>	<input checked="" type="checkbox"/>	<input checked="" type="checkbox"/>	<input checked="" type="checkbox"/>	<input checked="" type="checkbox"/>
	Programmable Passage Re-Lock	<input checked="" type="checkbox"/>	<input checked="" type="checkbox"/>	<input checked="" type="checkbox"/>	<input checked="" type="checkbox"/>	<input checked="" type="checkbox"/>
	First Manager—In Passage*	<input checked="" type="checkbox"/>	<input checked="" type="checkbox"/>	<input checked="" type="checkbox"/>	<input checked="" type="checkbox"/>	<input checked="" type="checkbox"/>
	Passage Mode	<input checked="" type="checkbox"/>	<input checked="" type="checkbox"/>	<input checked="" type="checkbox"/>	<input checked="" type="checkbox"/>	<input checked="" type="checkbox"/>
	Lockout Mode	<input checked="" type="checkbox"/>	<input checked="" type="checkbox"/>	<input checked="" type="checkbox"/>	<input checked="" type="checkbox"/>	<input checked="" type="checkbox"/>
AUDIT	9,000 Event Audit Trail*					
	30,000 Event Audit Trail*	<input checked="" type="checkbox"/>	<input checked="" type="checkbox"/>	<input checked="" type="checkbox"/>	<input checked="" type="checkbox"/>	45,000
WARRANTY CERTIFICATION	BHMA Grade 1 Certified	+	+	<input checked="" type="checkbox"/>	<input checked="" type="checkbox"/>	<input checked="" type="checkbox"/>
	Three-hour UL/ULC Fire Rating	N/A	N/A	<input checked="" type="checkbox"/>	<input checked="" type="checkbox"/>	<input checked="" type="checkbox"/>
	ADA Compliant	<input checked="" type="checkbox"/>	<input checked="" type="checkbox"/>	<input checked="" type="checkbox"/>	<input checked="" type="checkbox"/>	<input checked="" type="checkbox"/>
	3-Year Warranty	<input checked="" type="checkbox"/>	<input checked="" type="checkbox"/>	<input checked="" type="checkbox"/>	<input checked="" type="checkbox"/>	<input checked="" type="checkbox"/>
	Built-in Warranty Counter	<input checked="" type="checkbox"/>	<input checked="" type="checkbox"/>	<input checked="" type="checkbox"/>	<input checked="" type="checkbox"/>	<input checked="" type="checkbox"/>
SOFTWARE SUPPORT	Keyscan Aurora Software	<input checked="" type="checkbox"/>	<input checked="" type="checkbox"/>	<input checked="" type="checkbox"/>	<input checked="" type="checkbox"/>	<input checked="" type="checkbox"/>
	Keyscan LUNA Software					<input checked="" type="checkbox"/>
	E-Plex Enterprise	<input checked="" type="checkbox"/>	<input checked="" type="checkbox"/>	<input checked="" type="checkbox"/>	<input checked="" type="checkbox"/>	<input checked="" type="checkbox"/>

* This feature requires software

Designed to work with mag locks, electric strikes, and other electronic locking devices driven by an external power supply (not included)

+ BHMA certification standard not available for this category. Product fully tested to meet all rigid life cycle test and operating reliability per BHMA Grade 1 requirements

dormakaba USA Inc.
6161 E. 75th Street
Indianapolis, IN 46250

T: 1 800 849 8324
www.dormakaba.us